

Election Summary Report



Wells County, Indiana

2026 Primary Election

INWELP26

5/5/2026

E- # OF Election Day	3650	NUMBER OF PRECINCTS:	22
A- # OF Paper Absentee	81	# OF PRECINCTS REPORTED:	22
W- # OF Walk-In Absentee	1840	# OF PRECINCTS NOT REPORTED:	0
	PUBLIC COUNT: 5571	# OF PRECINCTS INCOMPLETE:	0
	VOTER TURNOUT: 28.20%	# OF EQUIPMENT PROGRAMMED:	42
	REGISTERED VOTERS: 19754	# OF EQUIPMENT REPORTED:	42

----- VOTES -----

E	A	W	TOTAL	%	
VOTE FOR 1					
(R) U.S. Representative District 3					
VOTES= 4,629					
894	21	386	1301	28.11%	Jon M Kenworthy
2193	32	1103	3328	71.89%	Marlin A Stutzman
VOTE FOR 1					
(R) State Senator District 19					
VOTES= 4,970					
2075	31	887	2993	60.22%	Blake Fiechter
1235	28	714	1977	39.78%	Travis Holdman
VOTE FOR 1					
(R) State Representative District 50					
VOTES= 111					
100	1	10	111	100.00%	Lorissa C Sweet
VOTE FOR 1					
(R) State Representative District 79					
VOTES= 3,766					
2501	42	1223	3766	100.00%	Matthew S Lehman
VOTE FOR 1					
(R) Judge of the Superior Court					
VOTES= 4,689					
2039	36	1106	3181	67.84%	Andrew K Antrim
1038	18	452	1508	32.16%	Larry E Mock
VOTE FOR 1					
(R) Prosecuting Atty 28th Circuit					
VOTES= 4,038					
2722	46	1270	4038	100.00%	Colin Z Andrews
VOTE FOR 1					
(R) Circuit Court Clerk					
VOTES= 4,055					
2728	47	1280	4055	100.00%	Rhonda Gents

----- VOTES -----

E	A	W	TOTAL	%	
					VOTE FOR 1
	VOTES= 4,071				(R) County Auditor
2733	46	1292	4071	100.00%	Beth Davis
					VOTE FOR 1
	VOTES= 4,869				(R) County Sheriff
916	17	491	1424	29.25%	David L Rigney
2303	40	1102	3445	70.75%	Chip Swindell
					VOTE FOR 1
	VOTES= 4,113				(R) County Assessor
2747	46	1320	4113	100.00%	Laura Roberts
					VOTE FOR 1
	VOTES= 3,809				(R) County Commissioner District 1
2583	46	1180	3809	100.00%	Mike Vanover
					VOTE FOR 1
	VOTES= 1,222				(R) County Council Member District 1
864	16	342	1222	100.00%	Brian James Lambert
					VOTE FOR 1
	VOTES= 1,217				(R) County Council Member District 2
743	9	465	1217	100.00%	Steven R Huggins
					VOTE FOR 1
	VOTES= 980				(R) County Council Member District 3
720	6	254	980	100.00%	Todd J Mahnensmith
					VOTE FOR 1
	VOTES= 721				(R) County Council Member District 4
458	12	251	721	100.00%	Brandon Harnish
					VOTE FOR 1
	VOTES= 158				(R) Chester Twp Trustee
121	6	31	158	100.00%	Steve Studebaker
					VOTE FOR 3
	VOTES= 0				(R) Chester Twp Board Member
0	0	0	0	0.00%	No Candidate Filed
					VOTE FOR 1
	VOTES= 1,118				(R) Harrison Twp Trustee
705	19	394	1118	100.00%	Jim Bowman
					VOTE FOR 3
	VOTES= 2,986				(R) Harrison Twp Board Member
516	10	278	804	26.93%	Diane R Markley
458	11	284	753	25.22%	Dayle Mentzer
274	8	192	474	15.87%	Jacinda M Noe
591	15	349	955	31.98%	Susan Popplewell

----- VOTES -----

E	A	W	TOTAL	%	
					VOTE FOR 1
					(R) Jackson Twp Trustee
121	2	17	140	100.00%	Bruce A Herr
					VOTE FOR 3
					(R) Jackson Twp Board Member
104	1	15	120	35.71%	Bruce E Leas
88	1	11	100	29.76%	Benjamin Morton
100	2	14	116	34.52%	Chad Roush
					VOTE FOR 1
					(R) Jefferson Twp Trustee
519	5	224	748	100.00%	AJ Springer
					VOTE FOR 3
					(R) Jefferson Twp Board Member
406	6	178	590	28.10%	Scott J Burke
398	6	178	582	27.71%	Debra J Cushman
308	4	149	461	21.95%	Benjamin Jones
324	3	140	467	22.24%	Mark Joseph Vachon
					VOTE FOR 1
					(R) Lancaster Twp Trustee
571	5	383	959	100.00%	Preston T Wright
					VOTE FOR 3
					(R) Lancaster Twp Board Member
442	5	337	784	34.49%	Richard R (Rick) Smith
468	3	331	802	35.28%	James (Greg) Steele
389	4	294	687	30.22%	James A Wolf
					VOTE FOR 1
					(R) Liberty Twp Trustee
129	0	45	174	100.00%	Chase Gentis
					VOTE FOR 3
					(R) Liberty Twp Board Member
83	0	31	114	48.31%	E Richard Borrer
91	0	31	122	51.69%	Bruce Taylor
					VOTE FOR 1
					(R) Nottingham Twp Trustee
0	0	0	0	0.00%	No Candidate Filed
					VOTE FOR 3
					(R) Nottingham Twp Board Member
88	1	45	134	31.75%	Robin J Gentis
89	1	49	139	32.94%	Edward R Herman
102	1	46	149	35.31%	Mike Pursifull
					VOTE FOR 1
					(R) Rockcreek Twp Trustee
163	2	90	255	100.00%	Douglas Dohrman

----- VOTES -----

E	A	W	TOTAL	%	
VOTE FOR 3					
VOTES= 617					
					(R) Rockcreek Twp Board Member
134	1	73	208	33.71%	Lindsay Jo Burnau
130	2	80	212	34.36%	John Legge
120	1	76	197	31.93%	Kerry Roberts
VOTE FOR 1					
VOTES= 363					
					(R) Union Twp Trustee
291	3	69	363	100.00%	Brian D Imel
VOTE FOR 3					
VOTES= 827					
					(R) Union Twp Board Member
243	3	63	309	37.36%	Robert L Caley
201	3	46	250	30.23%	Wesley (Butch) Crickard
213	1	54	268	32.41%	Jason B Schindler
VOTE FOR 1					
VOTES= 70					
					(R) Markle Town Council Member
49	0	21	70	100.00%	Blake A Caley
VOTE FOR 2					
VOTES= 420					
					(R) Ossian Town Council Member At Large
280	3	137	420	100.00%	Caleb D Chichester
VOTE FOR 1					
VOTES= 82					
					(R) Zanesville Town Clerk-Treasurer
35	1	12	48	58.54%	Tara Bowersock
26	0	8	34	41.46%	Sydnee Dunkley
VOTE FOR 3					
VOTES= 75					
					(R) Zanesville Town Council Member
60	0	15	75	100.00%	Issac Zent
VOTE FOR 12					
VOTES= 39,102					
					(R) State Convention Delegate
1459	23	706	2188	5.60%	Heather R Barkley
1596	25	794	2415	6.18%	Joshua W Barkley
1411	19	763	2193	5.61%	Tamra Boucher
2003	33	1104	3140	8.03%	Beth Davis
914	12	465	1391	3.56%	Matt Doss
1447	20	825	2292	5.86%	Sandra Garcia
1809	30	936	2775	7.10%	Rhonda Gentis
1917	33	882	2832	7.24%	Brandon Harnish
1168	33	623	1824	4.66%	Becky Holdman
1305	30	706	2041	5.22%	Travis Holdman
1912	23	947	2882	7.37%	Josh Hunt
1865	24	968	2857	7.31%	Scott A Mentzer
800	12	435	1247	3.19%	Jacinda M Noe
1406	27	732	2165	5.54%	Zachary Rodgers
1505	30	700	2235	5.72%	AJ Springer
1670	36	893	2599	6.65%	Joan L Whicker
1363	20	643	2026	5.18%	Preston T Wright
VOTE FOR 1					
VOTES= 453					
					(D) U.S. Representative District 3
257	21	175	453	100.00%	Kelly Thompson

----- VOTES -----

E	A	W	TOTAL	%	
					VOTE FOR 1
	VOTES= 388				(D) State Senator District 19
226	18	144	388	100.00%	Timothy C Murphy
					VOTE FOR 1
	VOTES= 7				(D) State Representative District 50
2	0	5	7	100.00%	Pepper Snyder
					VOTE FOR 1
	VOTES= 371				(D) State Representative District 79
215	20	136	371	100.00%	Ian G Richardson
					VOTE FOR 1
	VOTES= 0				(D) Judge of the Superior Court
0	0	0	0	0.00%	No Candidate Filed
					VOTE FOR 1
	VOTES= 0				(D) Prosecuting Atty 28th Circuit
0	0	0	0	0.00%	No Candidate Filed
					VOTE FOR 1
	VOTES= 0				(D) Circuit Court Clerk
0	0	0	0	0.00%	No Candidate Filed
					VOTE FOR 1
	VOTES= 0				(D) County Auditor
0	0	0	0	0.00%	No Candidate Filed
					VOTE FOR 1
	VOTES= 0				(D) County Sheriff
0	0	0	0	0.00%	No Candidate Filed
					VOTE FOR 1
	VOTES= 0				(D) County Assessor
0	0	0	0	0.00%	No Candidate Filed
					VOTE FOR 1
	VOTES= 0				(D) County Commissioner District 1
0	0	0	0	0.00%	No Candidate Filed
					VOTE FOR 1
	VOTES= 0				(D) County Council Member District 1
0	0	0	0	0.00%	No Candidate Filed
					VOTE FOR 1
	VOTES= 0				(D) County Council Member District 2
0	0	0	0	0.00%	No Candidate Filed


----- VOTES -----					
E	A	W	TOTAL	%	
					VOTE FOR 1
	VOTES= 0				(D) County Council Member District 3
0	0	0	0	0.00%	No Candidate Filed
					VOTE FOR 1
	VOTES= 0				(D) County Council Member District 4
0	0	0	0	0.00%	No Candidate Filed
					VOTE FOR 1
	VOTES= 0				(D) Chester Twp Trustee
0	0	0	0	0.00%	No Candidate Filed
					VOTE FOR 3
	VOTES= 0				(D) Chester Twp Board Member
0	0	0	0	0.00%	No Candidate Filed
					VOTE FOR 1
	VOTES= 0				(D) Harrison Twp Trustee
0	0	0	0	0.00%	No Candidate Filed
					VOTE FOR 3
	VOTES= 0				(D) Harrison Twp Board Member
0	0	0	0	0.00%	No Candidate Filed
					VOTE FOR 1
	VOTES= 0				(D) Jackson Twp Trustee
0	0	0	0	0.00%	No Candidate Filed
					VOTE FOR 3
	VOTES= 0				(D) Jackson Twp Board Member
0	0	0	0	0.00%	No Candidate Filed
					VOTE FOR 1
	VOTES= 0				(D) Jefferson Twp Trustee
0	0	0	0	0.00%	No Candidate Filed
					VOTE FOR 3
	VOTES= 0				(D) Jefferson Twp Board Member
0	0	0	0	0.00%	No Candidate Filed
					VOTE FOR 1
	VOTES= 0				(D) Lancaster Twp Trustee
0	0	0	0	0.00%	No Candidate Filed
					VOTE FOR 3
	VOTES= 0				(D) Lancaster Twp Board Member
0	0	0	0	0.00%	No Candidate Filed

----- VOTES -----					
E	A	W	TOTAL	%	
					VOTE FOR 1
	VOTES= 0				(D) Liberty Twp Trustee
0	0	0	0	0.00%	No Candidate Filed
					VOTE FOR 3
	VOTES= 0				(D) Liberty Twp Board Member
0	0	0	0	0.00%	No Candidate Filed
					VOTE FOR 1
	VOTES= 11				(D) Nottingham Twp Trustee
5	2	4	11	100.00%	Mark Shaffer
					VOTE FOR 3
	VOTES= 0				(D) Nottingham Twp Board Member
0	0	0	0	0.00%	No Candidate Filed
					VOTE FOR 1
	VOTES= 0				(D) Rockcreek Twp Trustee
0	0	0	0	0.00%	No Candidate Filed
					VOTE FOR 3
	VOTES= 26				(D) Rockcreek Twp Board Member
11	0	15	26	100.00%	Dylan McIntosh
					VOTE FOR 1
	VOTES= 0				(D) Union Twp Trustee
0	0	0	0	0.00%	No Candidate Filed
					VOTE FOR 3
	VOTES= 0				(D) Union Twp Board Member
0	0	0	0	0.00%	No Candidate Filed
					VOTE FOR 1
	VOTES= 0				(D) Markle Town Council Member
0	0	0	0	0.00%	No Candidate Filed
					VOTE FOR 2
	VOTES= 0				(D) Ossian Town Council Member At Large
0	0	0	0	0.00%	No Candidate Filed
					VOTE FOR 1
	VOTES= 0				(D) Zanesville Town Clerk-Treasurer
0	0	0	0	0.00%	No Candidate Filed
					VOTE FOR 3
	VOTES= 0				(D) Zanesville Town Council Member
0	0	0	0	0.00%	No Candidate Filed


----- VOTES -----					
E	A	W	TOTAL	%	
					VOTE FOR 1
					(D) Pct Committeeman Ossian East
18	0	11	29	100.00%	John Bodner
					VOTE FOR 1
					(D) Pct Committeeman Rockcreek
10	0	17	27	100.00%	Dylan McIntosh
					VOTE FOR 5
					(D) State Convention Delegate
161	17	126	304	32.62%	John Bodner
156	16	118	290	31.12%	Michael Karafin
179	14	145	338	36.27%	Dylan McIntosh

End Of Report


Certified this 15th day of May, 2026



Beth Davis, Clerk/Election Board



Roy Johnson, Republican Election Board Member



Anna Adams, Democratic Election Board Member