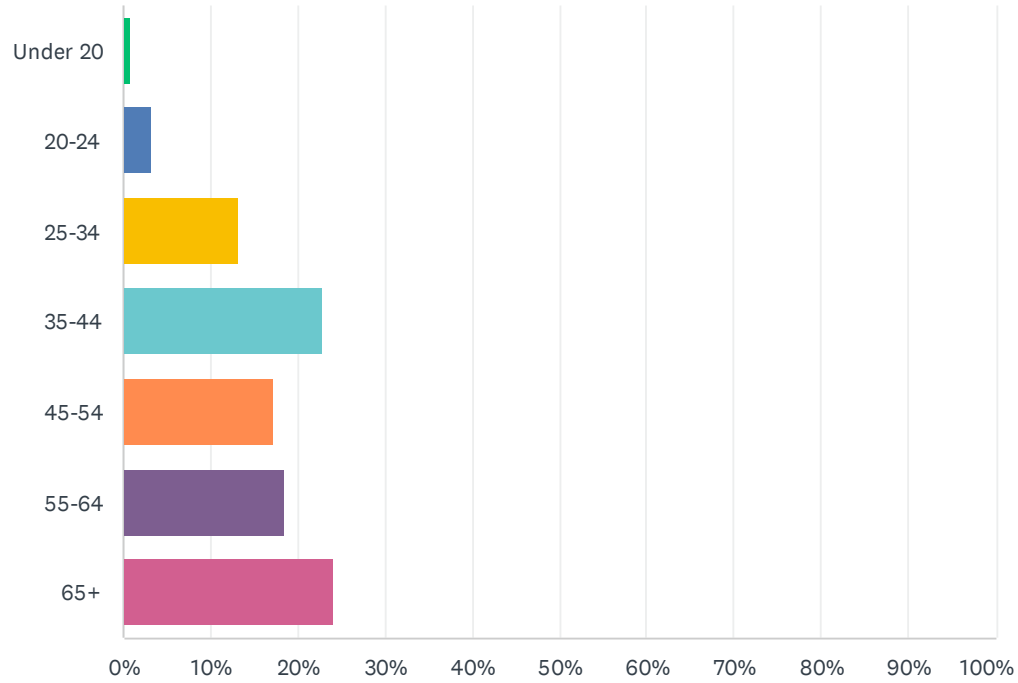


Q1 Please select your age category

Answered: 1,232 Skipped: 7

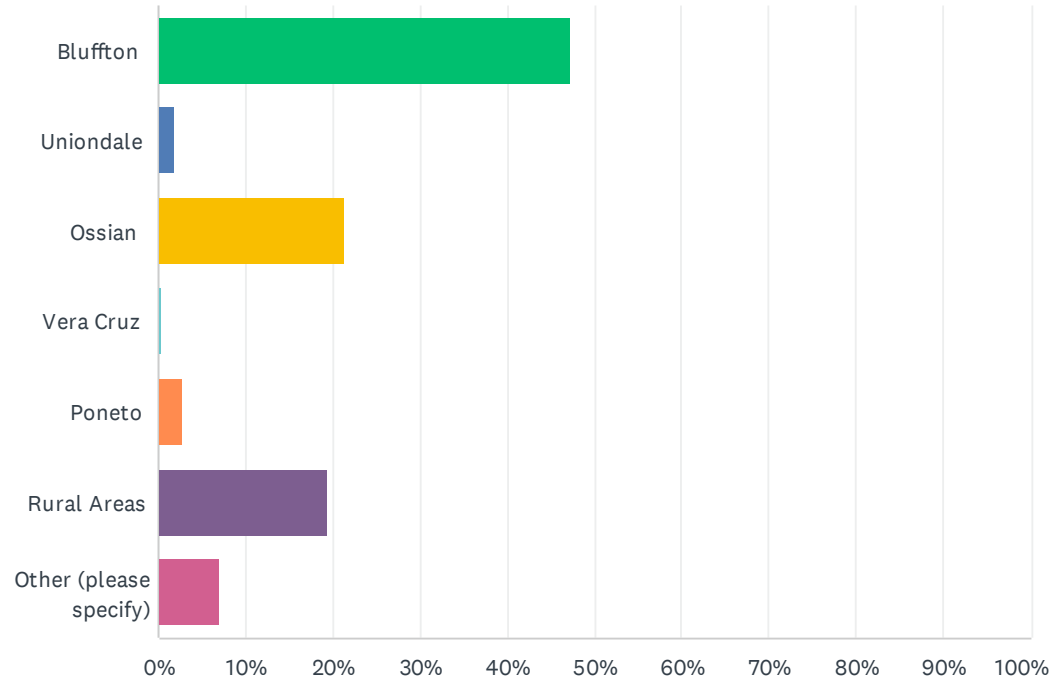


Wells County Master Plan Survey

ANSWER CHOICES	RESPONSES	
Under 20	0.89%	11
20-24	3.17%	39
25-34	13.23%	163
35-44	22.89%	282
45-54	17.21%	212
55-64	18.51%	228
65+	24.11%	297
TOTAL	1,232	

Q2 Which area of Wells County do you reside in or are you most connected to?

Answered: 1,234 Skipped: 5

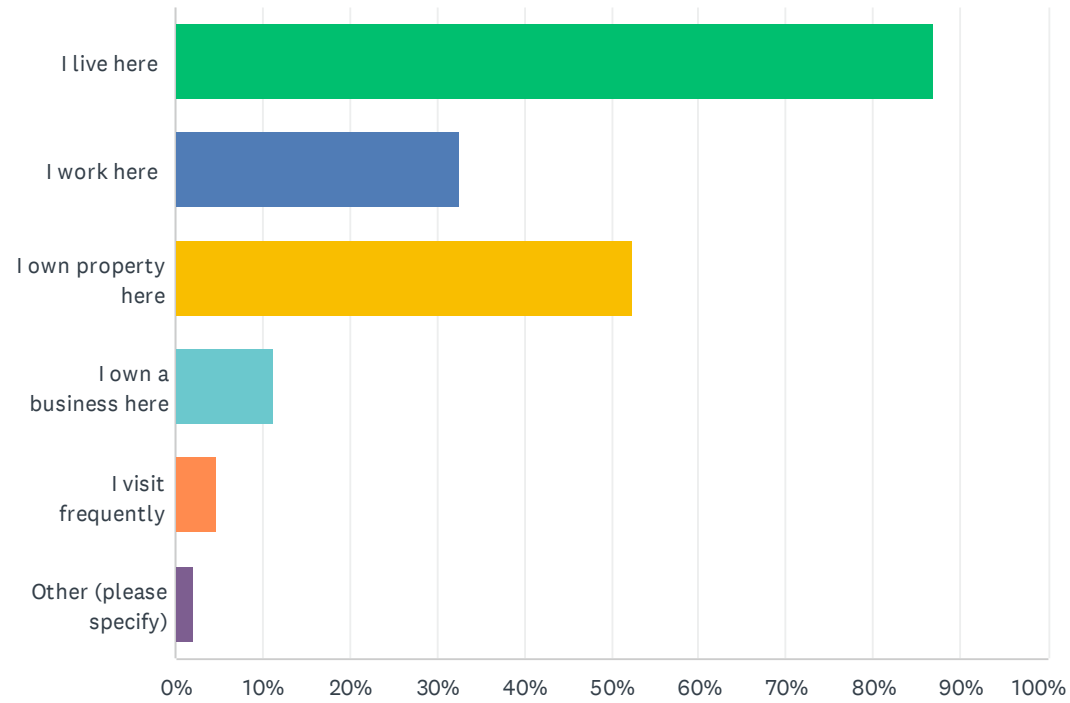


Wells County Master Plan Survey

ANSWER CHOICES	RESPONSES	
Bluffton	47.24%	583
Uniondale	1.86%	23
Ossian	21.39%	264
Vera Cruz	0.41%	5
Poneto	2.67%	33
Rural Areas	19.45%	240
Other (please specify)	6.97%	86
TOTAL		1,234

Q3 What is your connection to Wells County?

Answered: 1,239 Skipped: 0

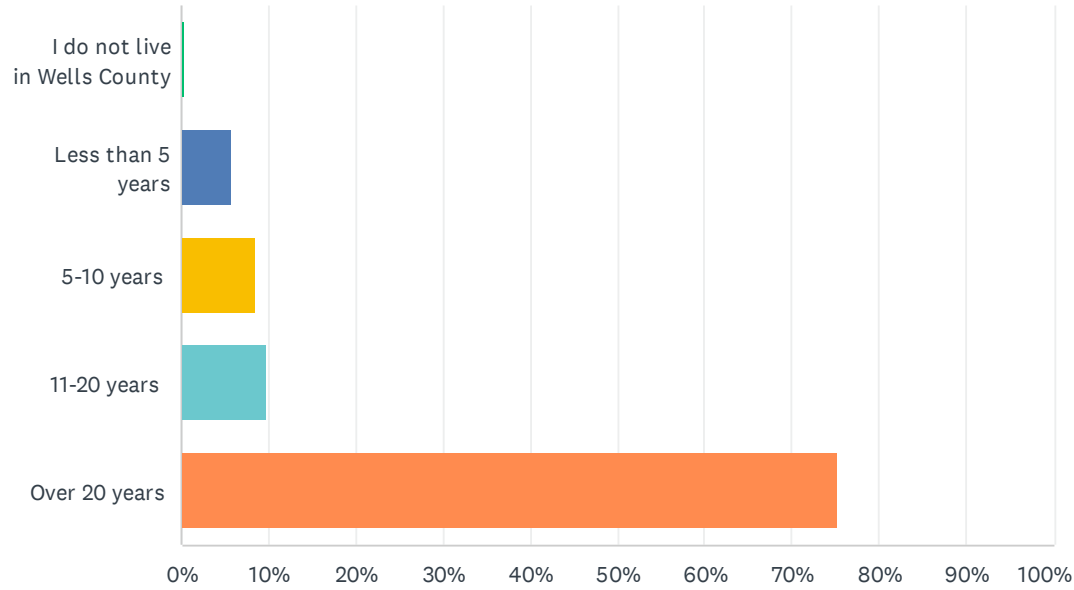


Wells County Master Plan Survey

ANSWER CHOICES	RESPONSES	
I live here	87.09%	1,079
I work here	32.53%	403
I own property here	52.46%	650
I own a business here	11.38%	141
I visit frequently	4.68%	58
Other (please specify)	2.18%	27
Total Respondents: 1,239		

Q4 How long have you lived in Wells County?

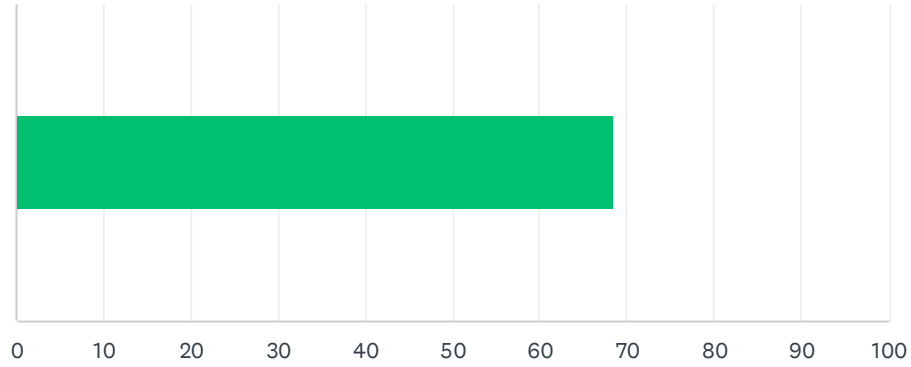
Answered: 1,160 Skipped: 79



ANSWER CHOICES	RESPONSES	
I do not live in Wells County	0.52%	6
Less than 5 years	5.86%	68
5-10 years	8.53%	99
11-20 years	9.91%	115
Over 20 years	75.17%	872
TOTAL		1,160

Q5 How would you rate the overall quality of life in Wells County?

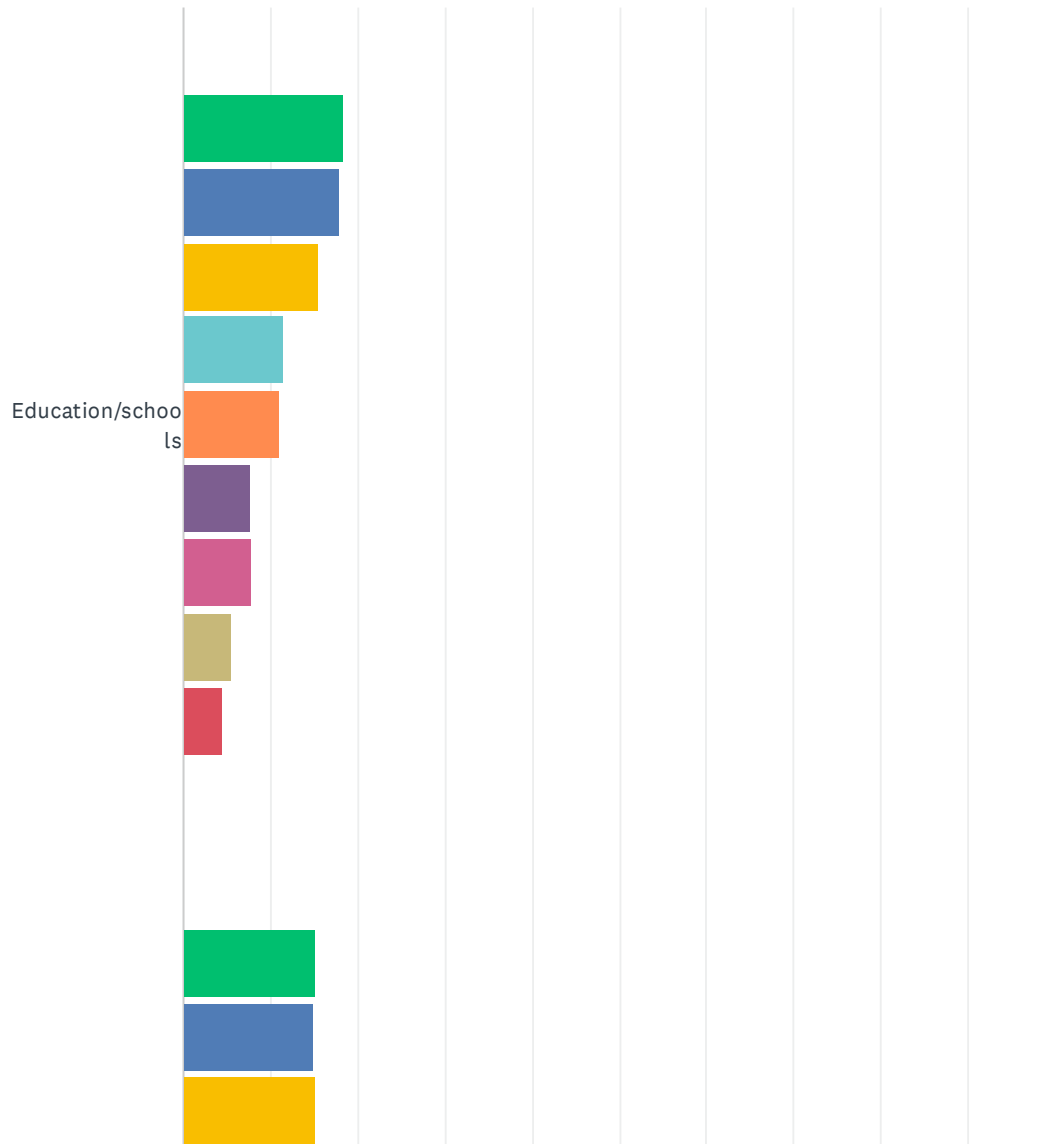
Answered: 992 Skipped: 247



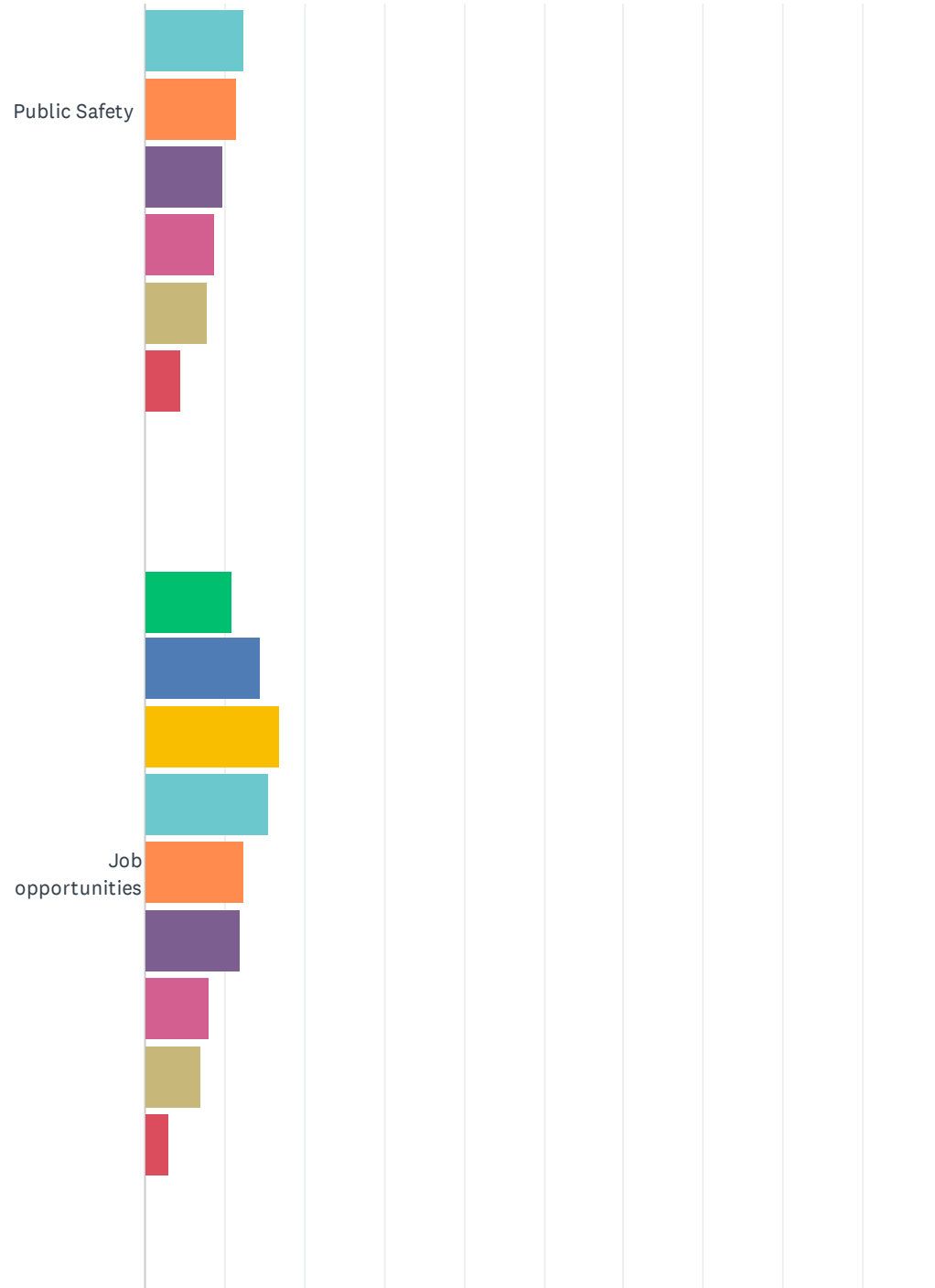
ANSWER CHOICES	AVERAGE NUMBER	TOTAL NUMBER	RESPONSES
	68	67,826	992
Total Respondents: 992			

Q6 Rank issues facing Wells County in the next 10 years from most important to least. (1 most important - 9 least important)

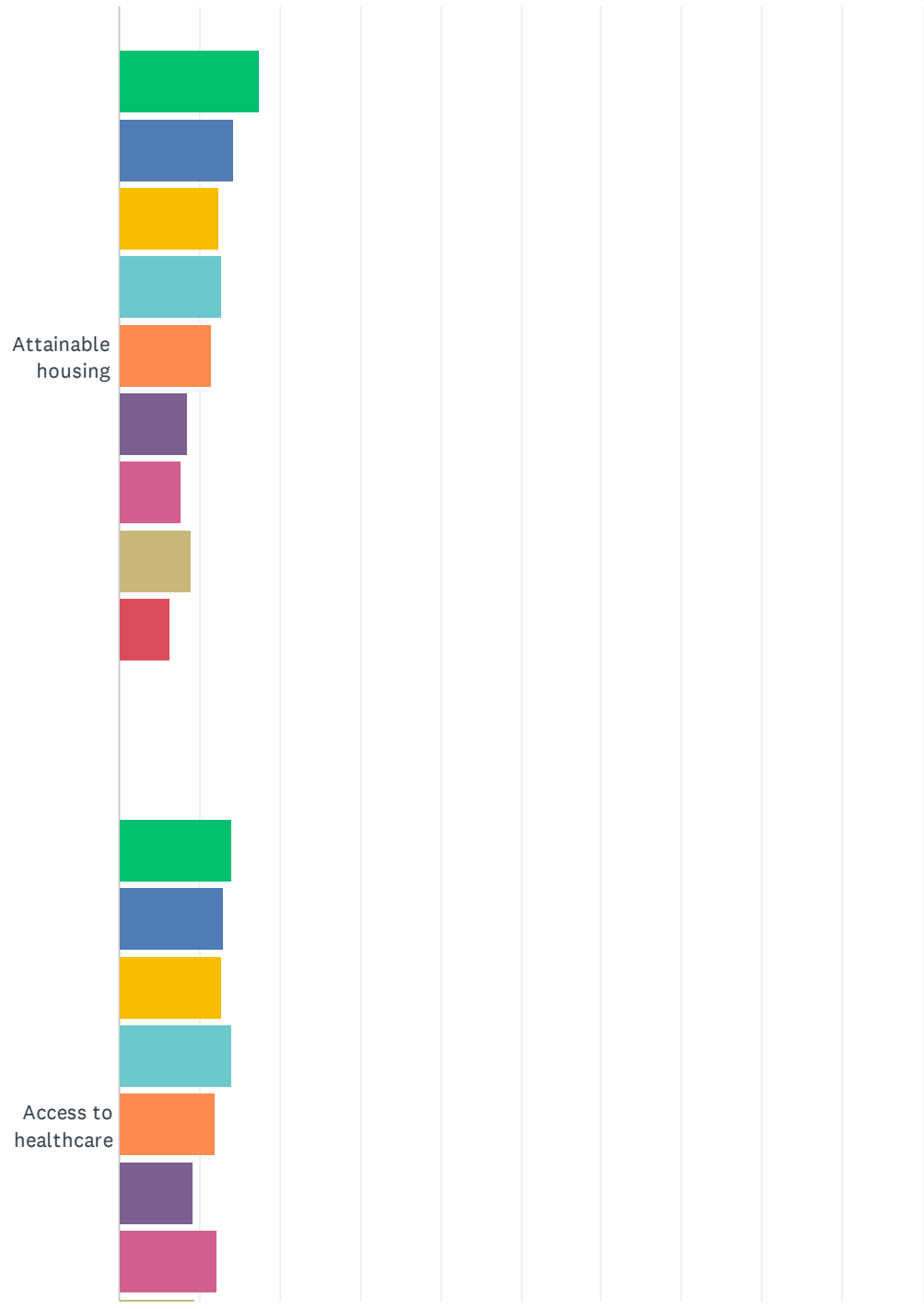
Answered: 992 Skipped: 247



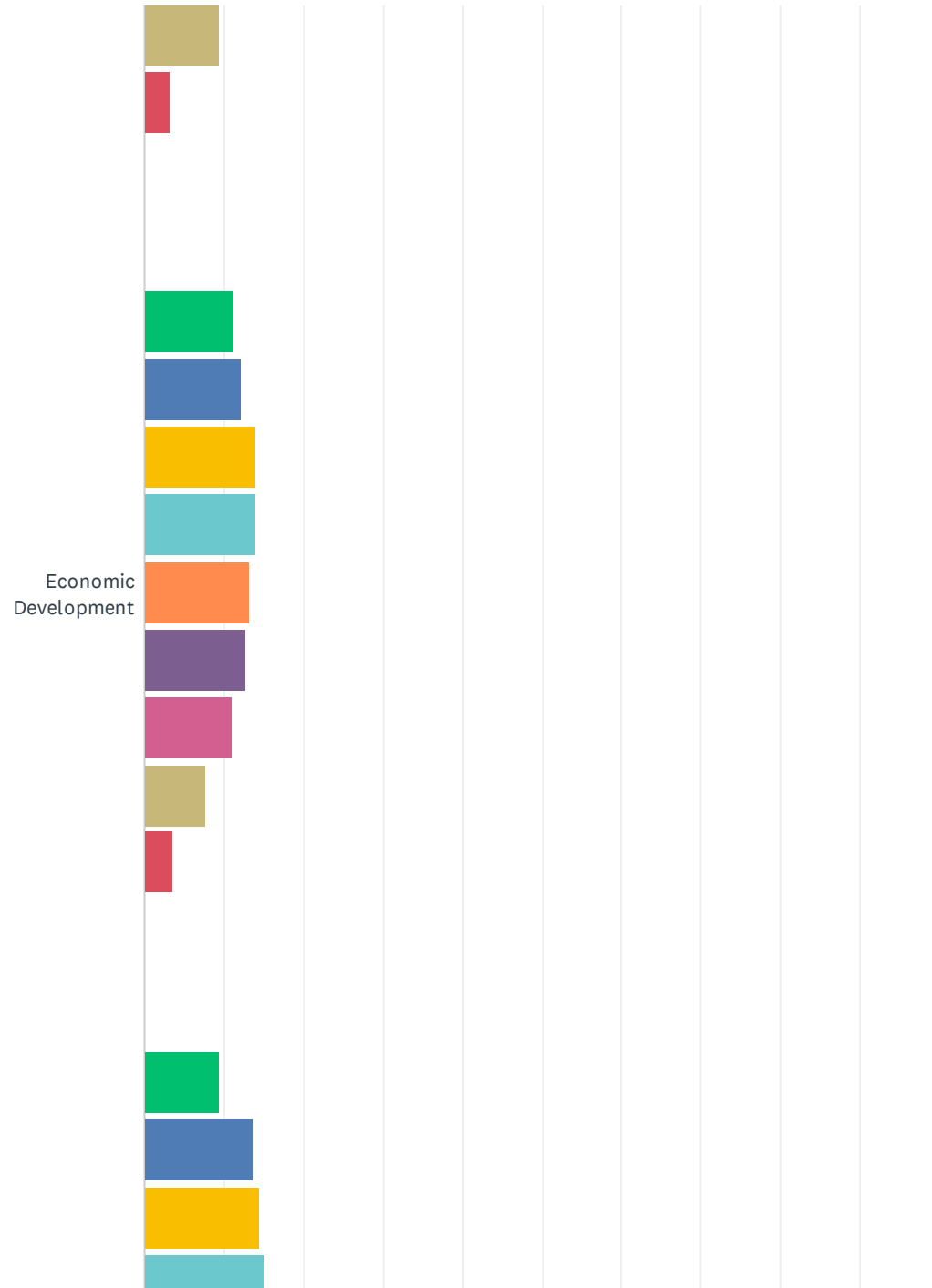
Wells County Master Plan Survey



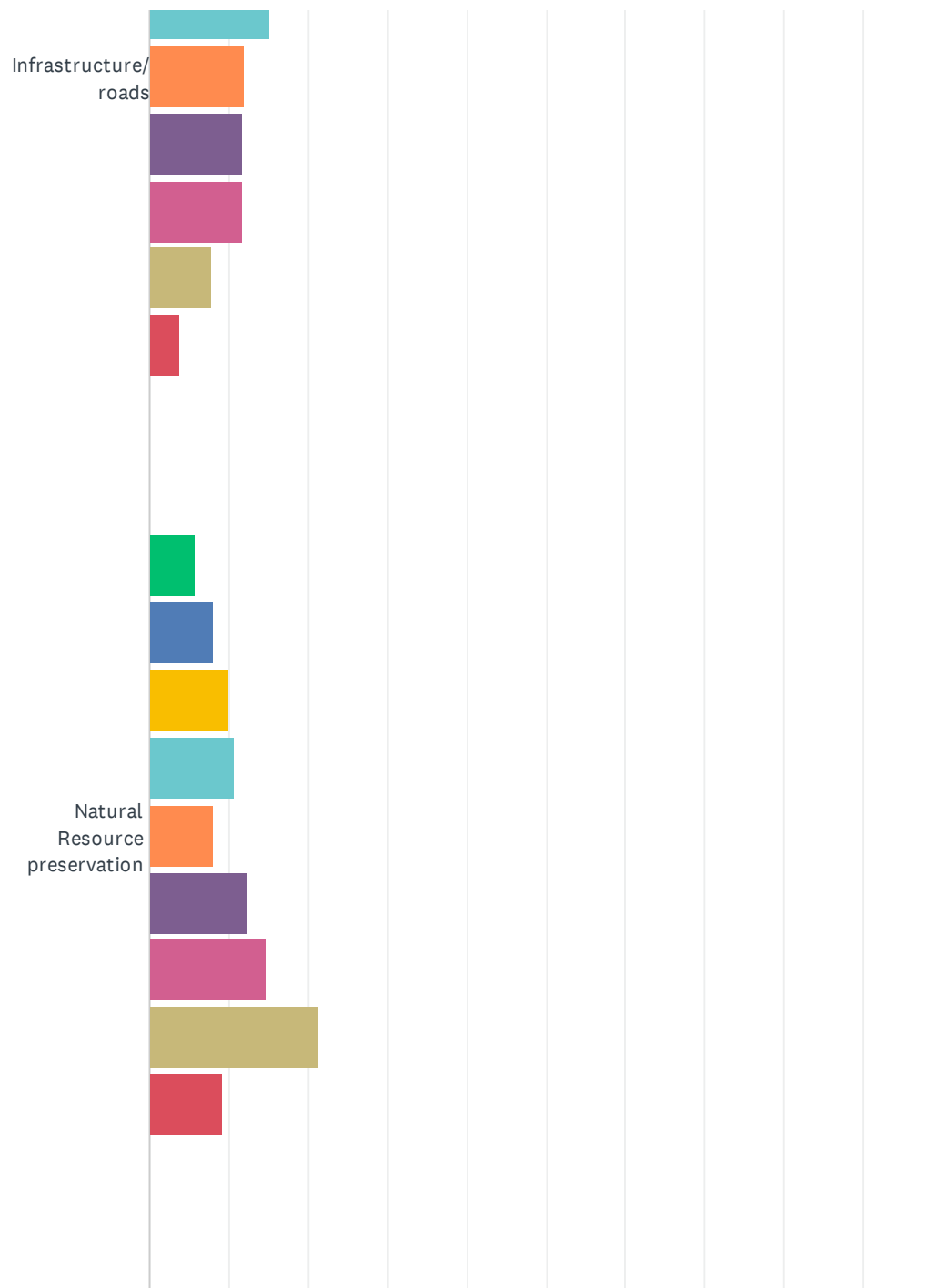
Wells County Master Plan Survey



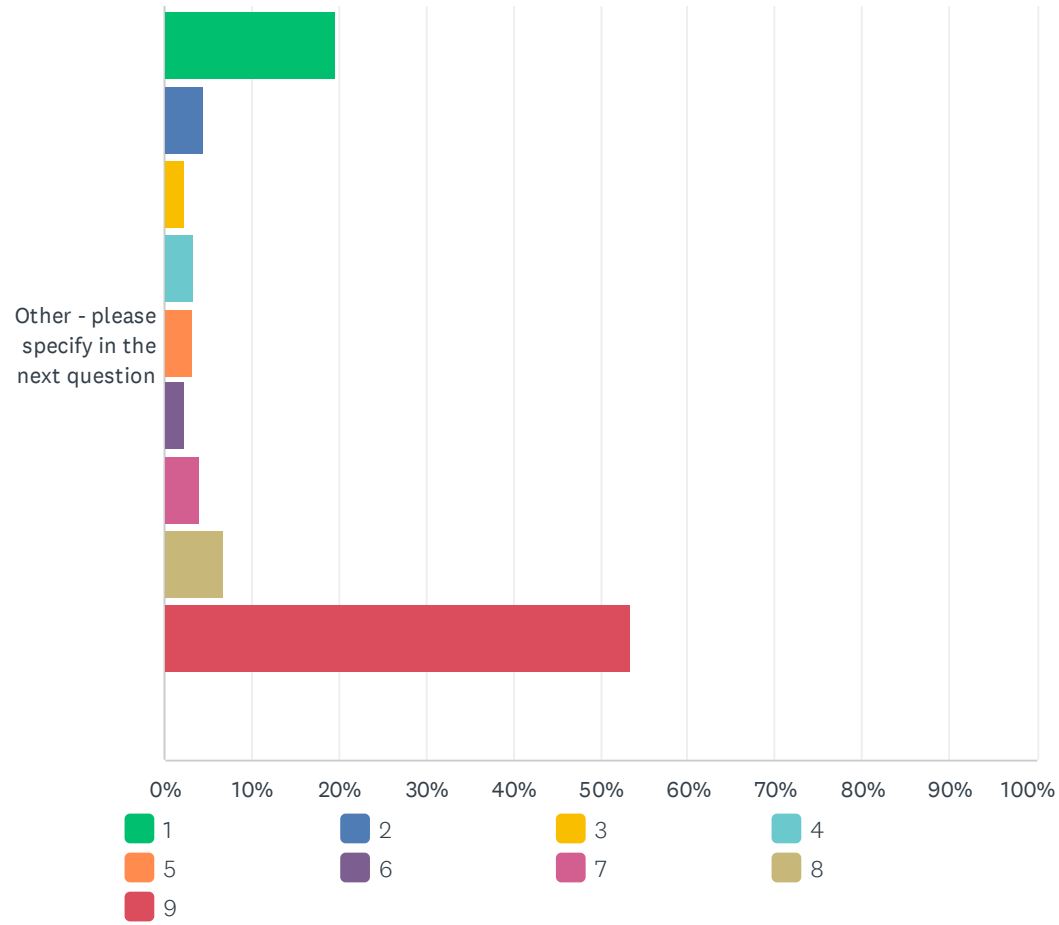
Wells County Master Plan Survey



Wells County Master Plan Survey



Wells County Master Plan Survey



Wells County Master Plan Survey

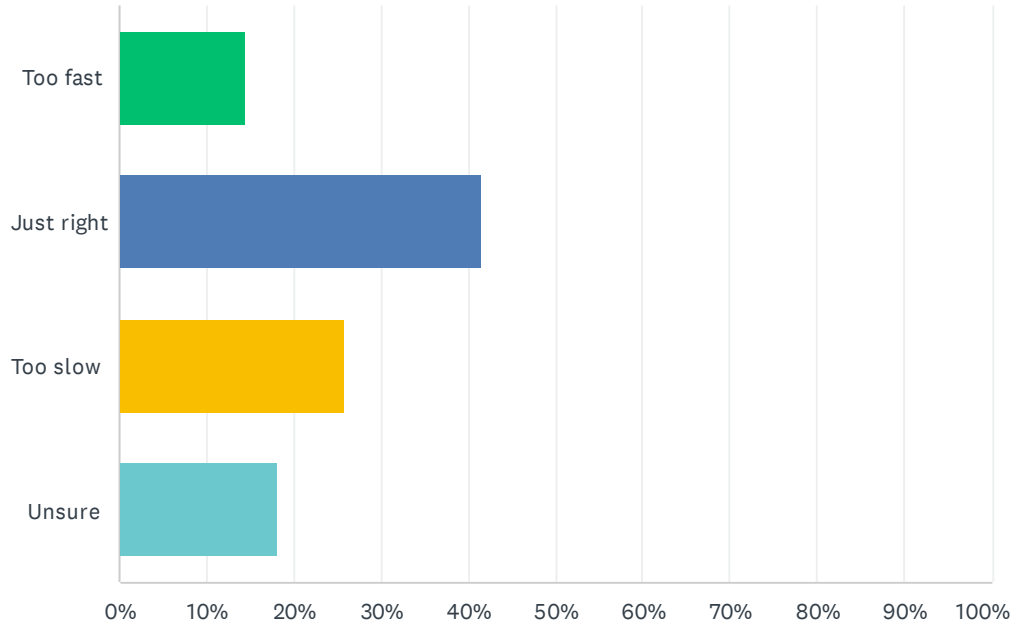
	1	2	3	4	5	6	7	8	9	TOTAL	WEIGHTED AVERAGE
Education/schools	18.36% 141	17.84% 137	15.63% 120	11.59% 89	11.07% 85	7.68% 59	7.81% 60	5.60% 43	4.43% 34	768	6.12
Public Safety	15.23% 118	14.97% 116	15.10% 117	12.39% 96	11.48% 89	9.81% 76	8.77% 68	7.87% 61	4.39% 34	775	5.80
Job opportunities	10.78% 84	14.51% 113	16.82% 131	15.53% 121	12.32% 96	11.94% 93	8.09% 63	6.93% 54	3.08% 24	779	5.75
Attainable housing	17.52% 134	14.25% 109	12.42% 95	12.81% 98	11.50% 88	8.63% 66	7.58% 58	8.89% 68	6.41% 49	765	5.74
Access to healthcare	14.16% 110	13.00% 101	12.87% 100	14.16% 110	11.97% 93	9.14% 71	12.10% 94	9.40% 73	3.22% 25	777	5.61
Economic Development	11.27% 87	12.18% 94	14.12% 109	14.12% 109	13.21% 102	12.69% 98	11.14% 86	7.64% 59	3.63% 28	772	5.52
Infrastructure/roads	9.31% 71	13.63% 104	14.42% 110	15.20% 116	11.93% 91	11.80% 90	11.80% 90	7.99% 61	3.93% 30	763	5.47
Natural Resource preservation	5.86% 43	8.04% 59	9.95% 73	10.63% 78	8.04% 59	12.26% 90	14.71% 108	21.39% 157	9.13% 67	734	4.36
Other - please specify in the next question	19.63% 74	4.51% 17	2.39% 9	3.45% 13	3.18% 12	2.39% 9	3.98% 15	6.90% 26	53.58% 202	377	3.55

Q7 What is the "other" most important issue facing Wells County in the next 10 years? If you believe there is one.

Answered: 352 Skipped: 887

Q8 How do you feel about the pace of growth and development in Wells County?

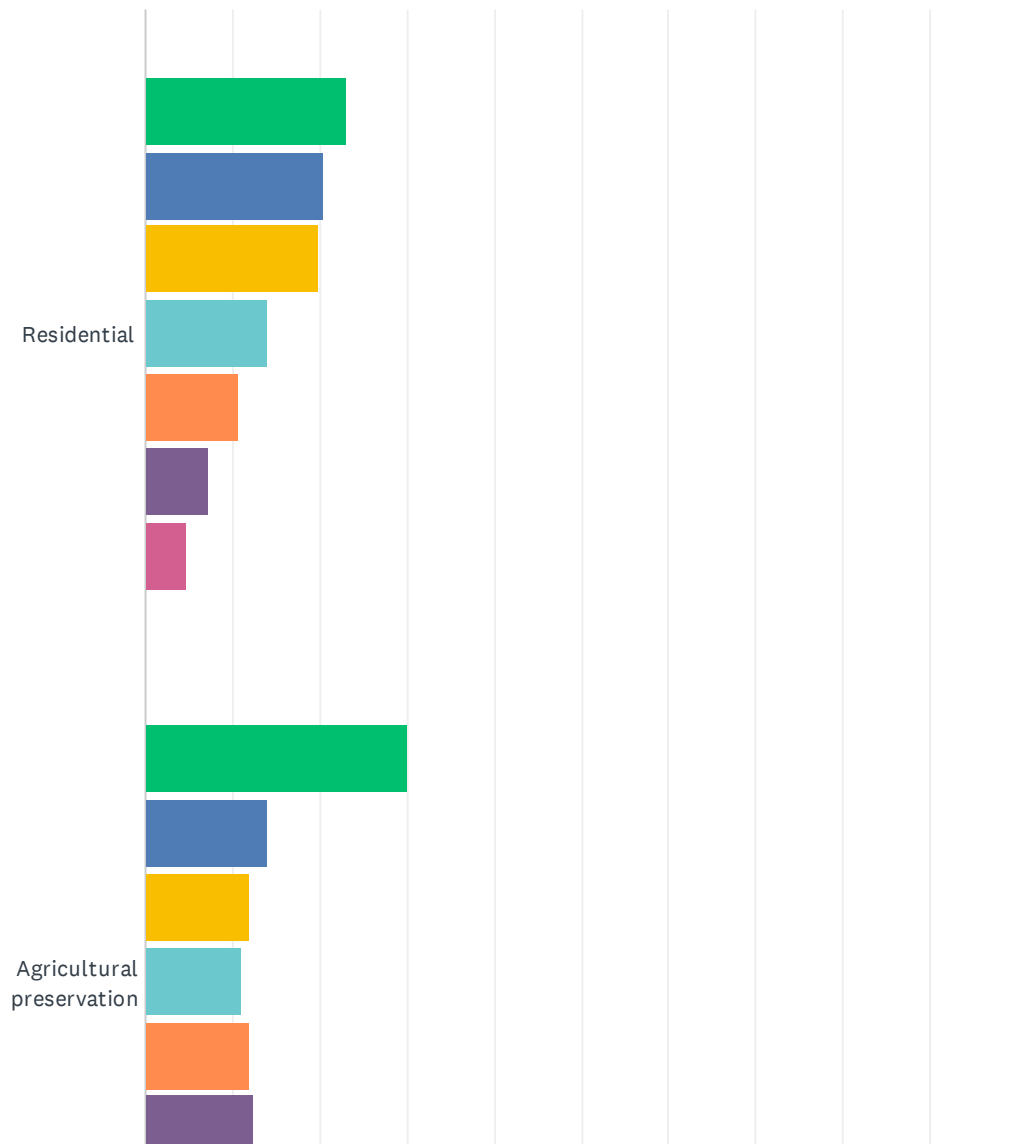
Answered: 910 Skipped: 329



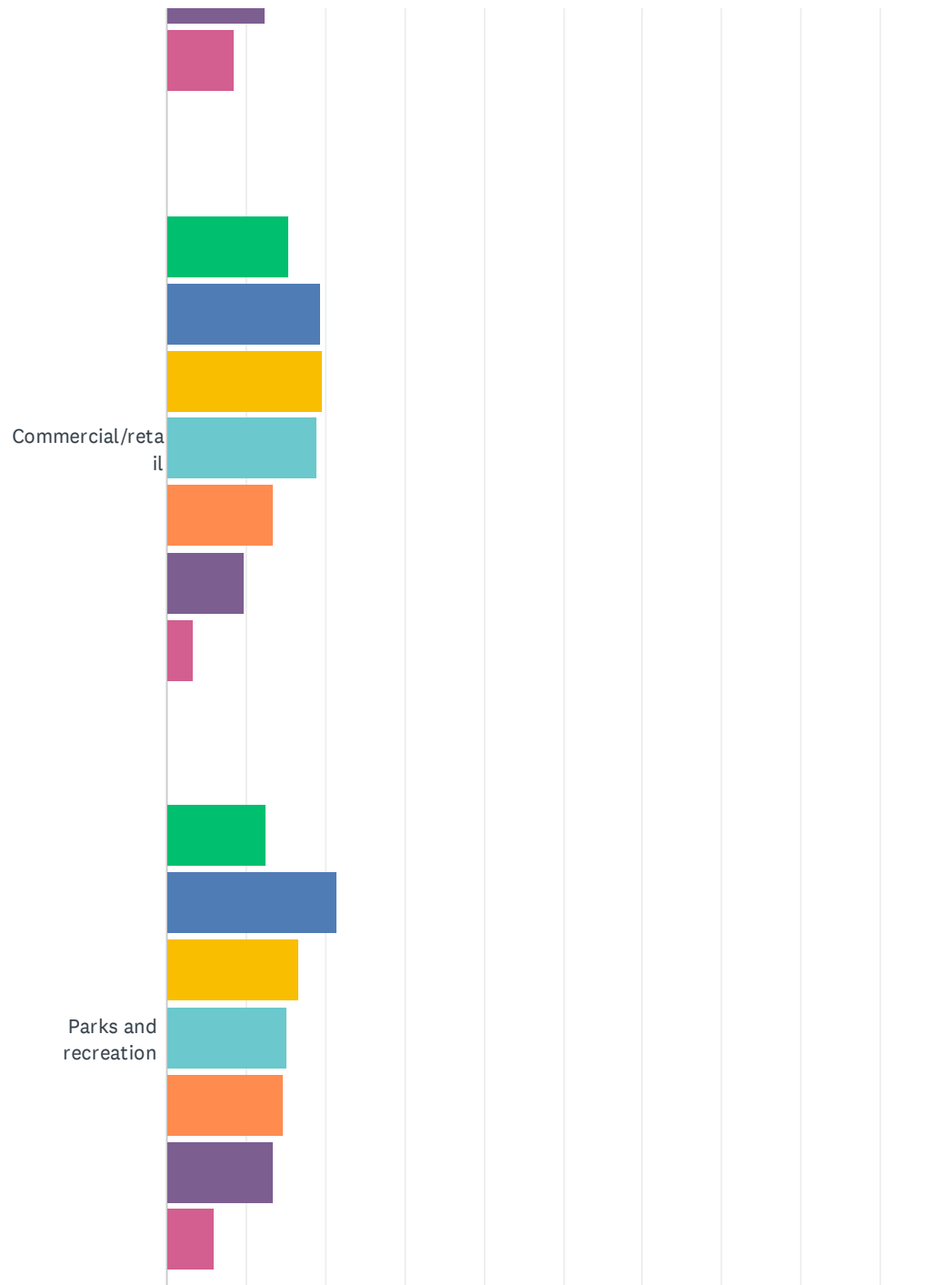
ANSWER CHOICES	RESPONSES	
Too fast	14.40%	131
Just right	41.65%	379
Too slow	25.82%	235
Unsure	18.13%	165
TOTAL		910

Q9 Rank the types of development that Wells County should prioritize from most important to least. (1 most important - 7 least important)

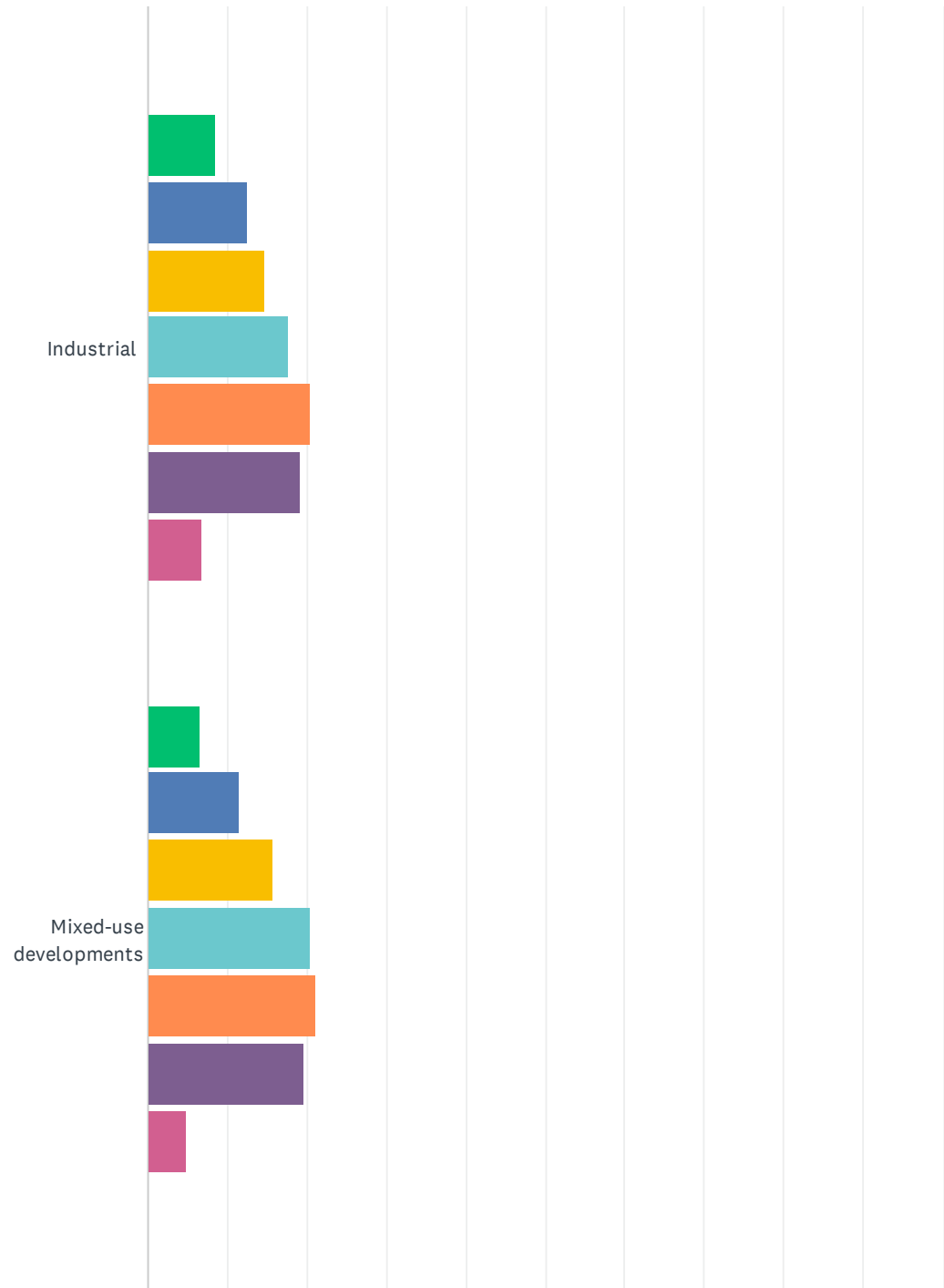
Answered: 910 Skipped: 329



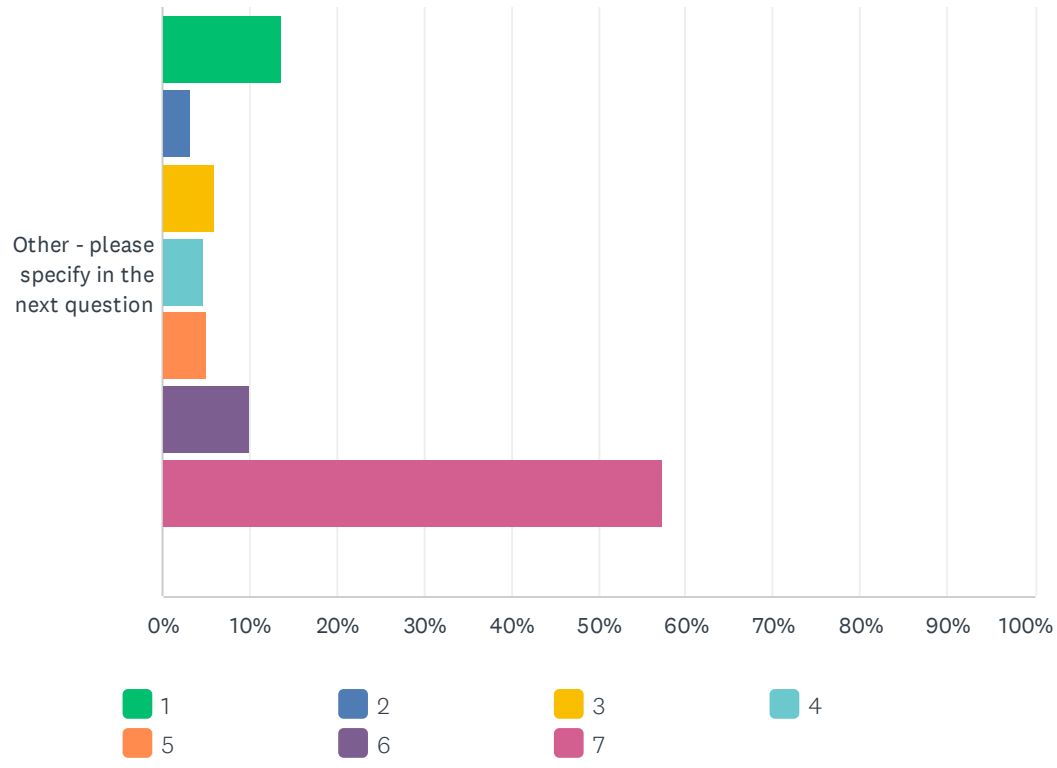
Wells County Master Plan Survey



Wells County Master Plan Survey



Wells County Master Plan Survey



Wells County Master Plan Survey

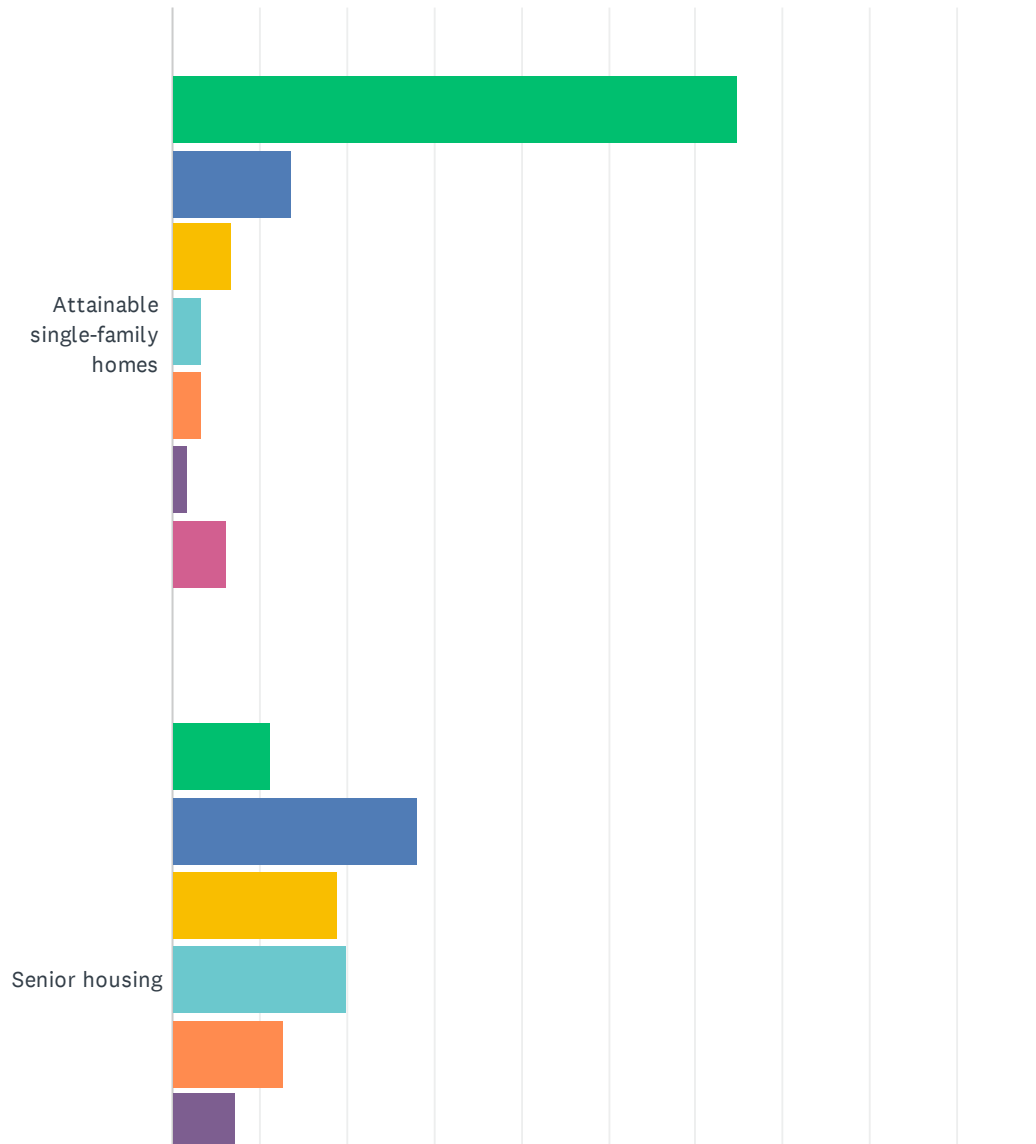
	1	2	3	4	5	6	7	TOTAL	WEIGHTED AVERAGE
Residential	22.96% 183	20.45% 163	19.82% 158	14.18% 113	10.66% 85	7.28% 58	4.64% 37	797	4.90
Agricultural preservation	29.98% 244	14.13% 115	12.04% 98	11.06% 90	11.92% 97	12.41% 101	8.48% 69	814	4.68
Commercial/retail	15.42% 120	19.41% 151	19.67% 153	18.89% 147	13.37% 104	9.77% 76	3.47% 27	778	4.61
Parks and recreation	12.63% 100	21.46% 170	16.54% 131	15.15% 120	14.65% 116	13.51% 107	6.06% 48	792	4.38
Industrial	8.54% 64	12.68% 95	14.69% 110	17.76% 133	20.43% 153	19.09% 143	6.81% 51	749	3.87
Mixed-use developments	6.63% 49	11.50% 85	15.83% 117	20.43% 151	21.11% 156	19.62% 145	4.87% 36	739	3.84
Other - please specify in the next question	13.54% 47	3.17% 11	6.05% 21	4.61% 16	5.19% 18	10.09% 35	57.35% 199	347	2.56

Q10 What is the "other" type of development Wells County should focus on? If you believe there is one.

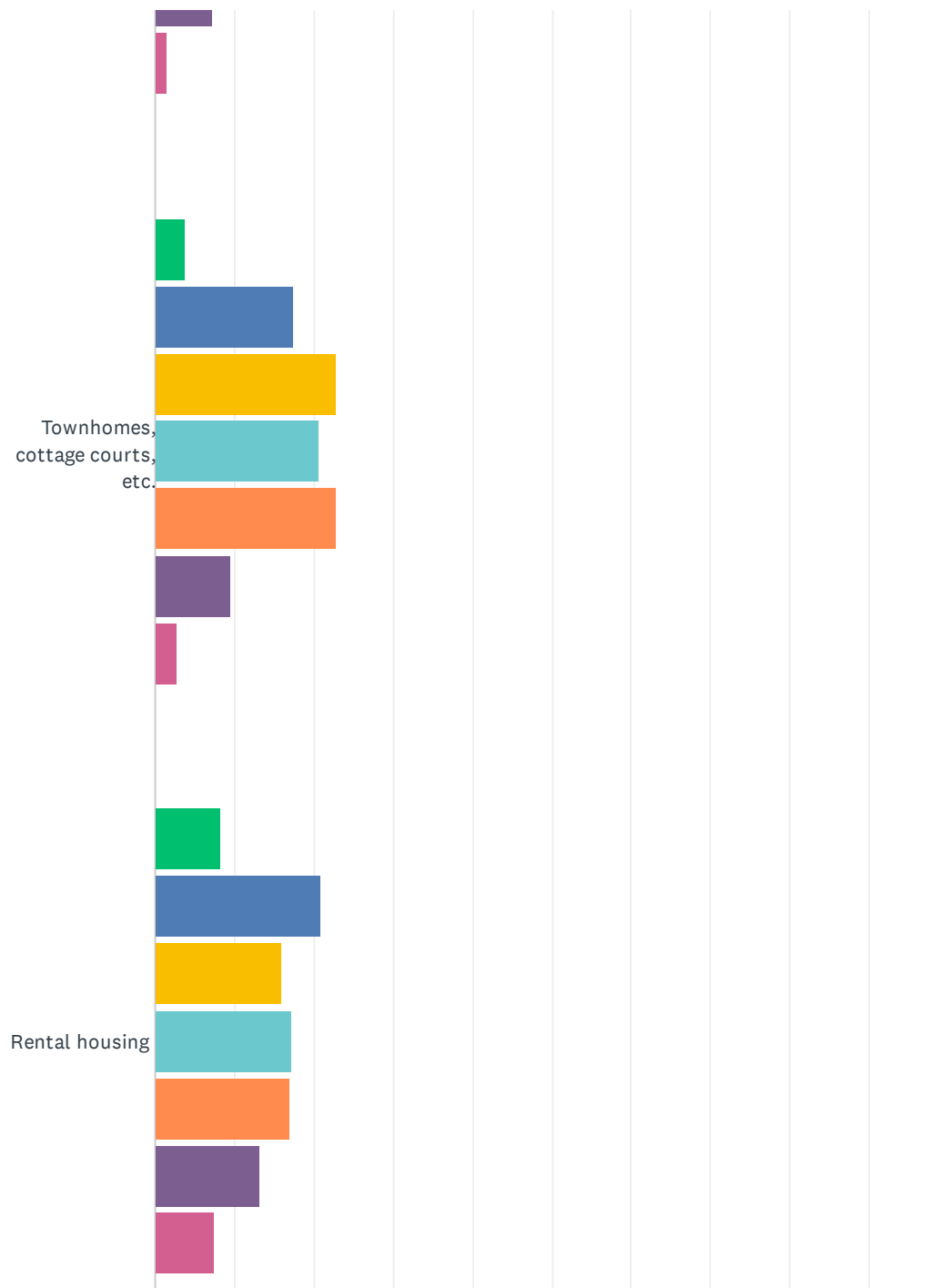
Answered: 183 Skipped: 1,056

Q11 Rank the types of housing most needed in Wells County from most needed to least. (1 most needed - 7 least needed)

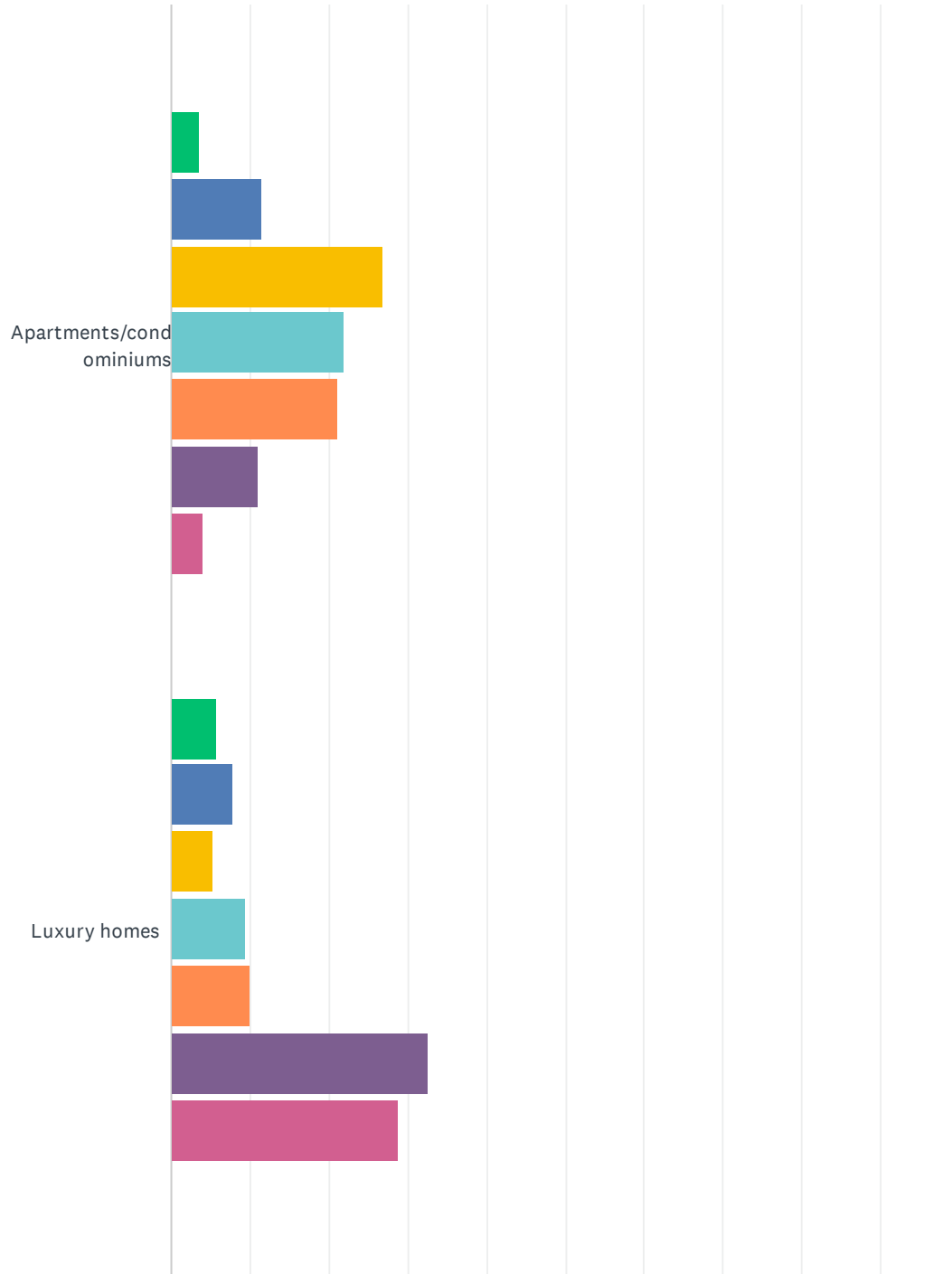
Answered: 878 Skipped: 361



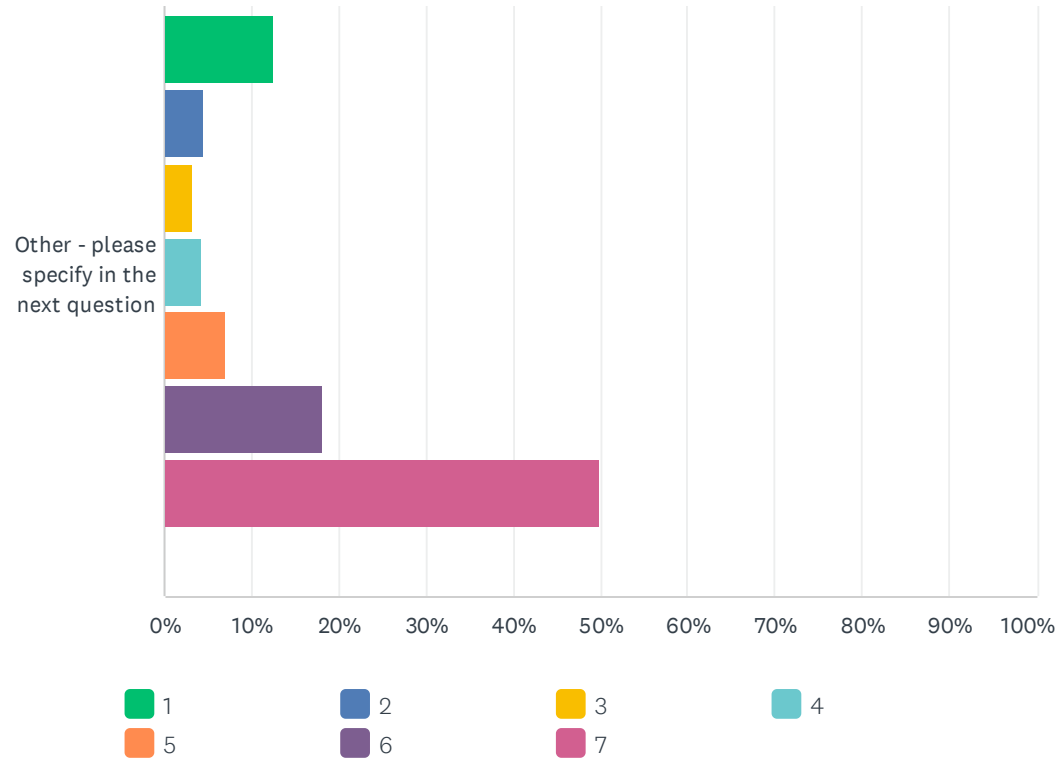
Wells County Master Plan Survey



Wells County Master Plan Survey



Wells County Master Plan Survey



Wells County Master Plan Survey

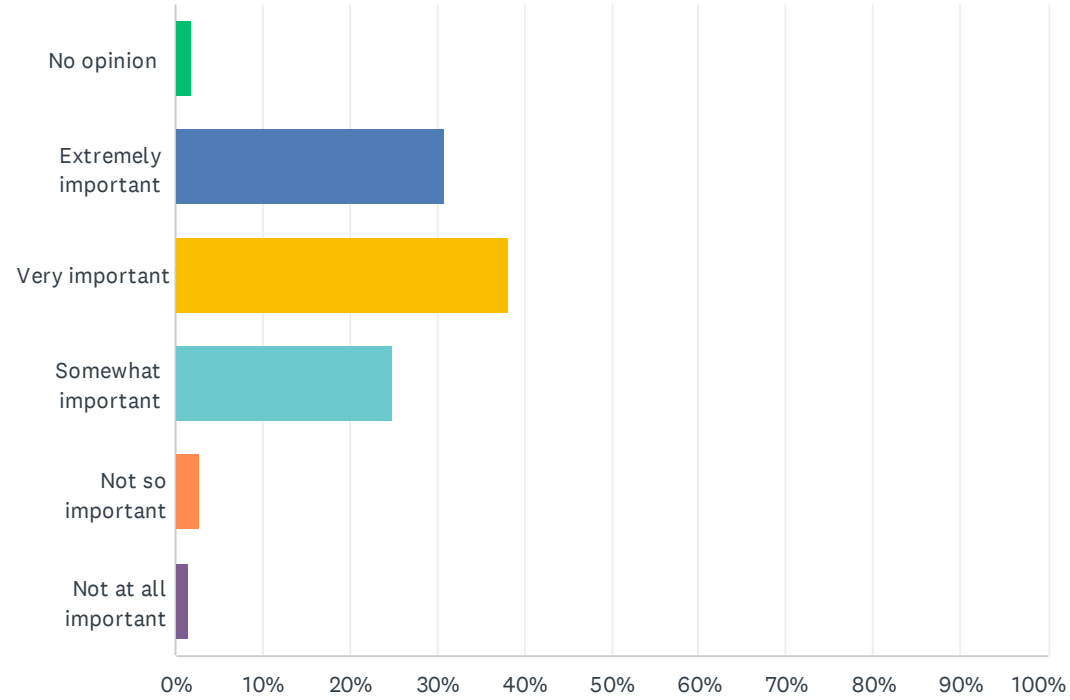
	1	2	3	4	5	6	7	TOTAL	WEIGHTED AVERAGE
Attainable single-family homes	64.84% 522	13.54% 109	6.83% 55	3.48% 28	3.48% 28	1.74% 14	6.09% 49	805	6.03
Senior housing	11.40% 84	28.09% 207	19.00% 140	19.95% 147	12.75% 94	7.33% 54	1.49% 11	737	4.77
Townhomes, cottage courts, etc.	3.74% 26	17.41% 121	22.88% 159	20.72% 144	22.88% 159	9.64% 67	2.73% 19	695	4.19
Rental housing	8.39% 60	20.84% 149	15.94% 114	17.20% 123	17.06% 122	13.15% 94	7.41% 53	715	4.17
Apartments/condominiums	3.67% 26	11.57% 82	26.80% 190	22.00% 156	21.02% 149	11.00% 78	3.95% 28	709	4.06
Luxury homes	5.81% 40	7.85% 54	5.38% 37	9.45% 65	10.03% 69	32.70% 225	28.78% 198	688	2.77
Other - please specify in the next question	12.66% 39	4.55% 14	3.25% 10	4.22% 13	7.14% 22	18.18% 56	50.00% 154	308	2.57

Q12 What is the "other" type of housing Wells County should focus on? If you believe there is one.

Answered: 132 Skipped: 1,107

Q13 How important is economic development to Wells County's future?

Answered: 853 Skipped: 386

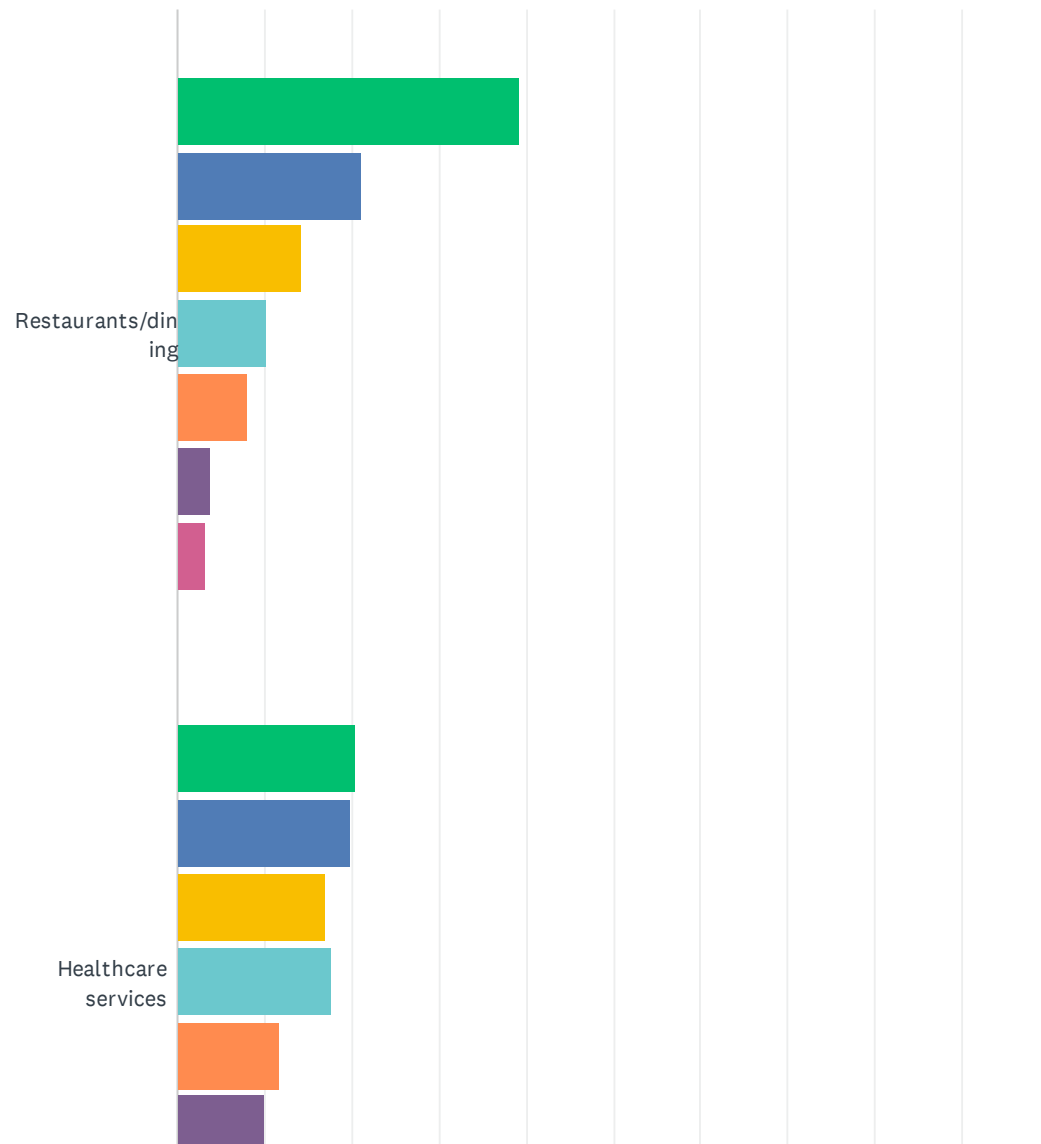


Wells County Master Plan Survey

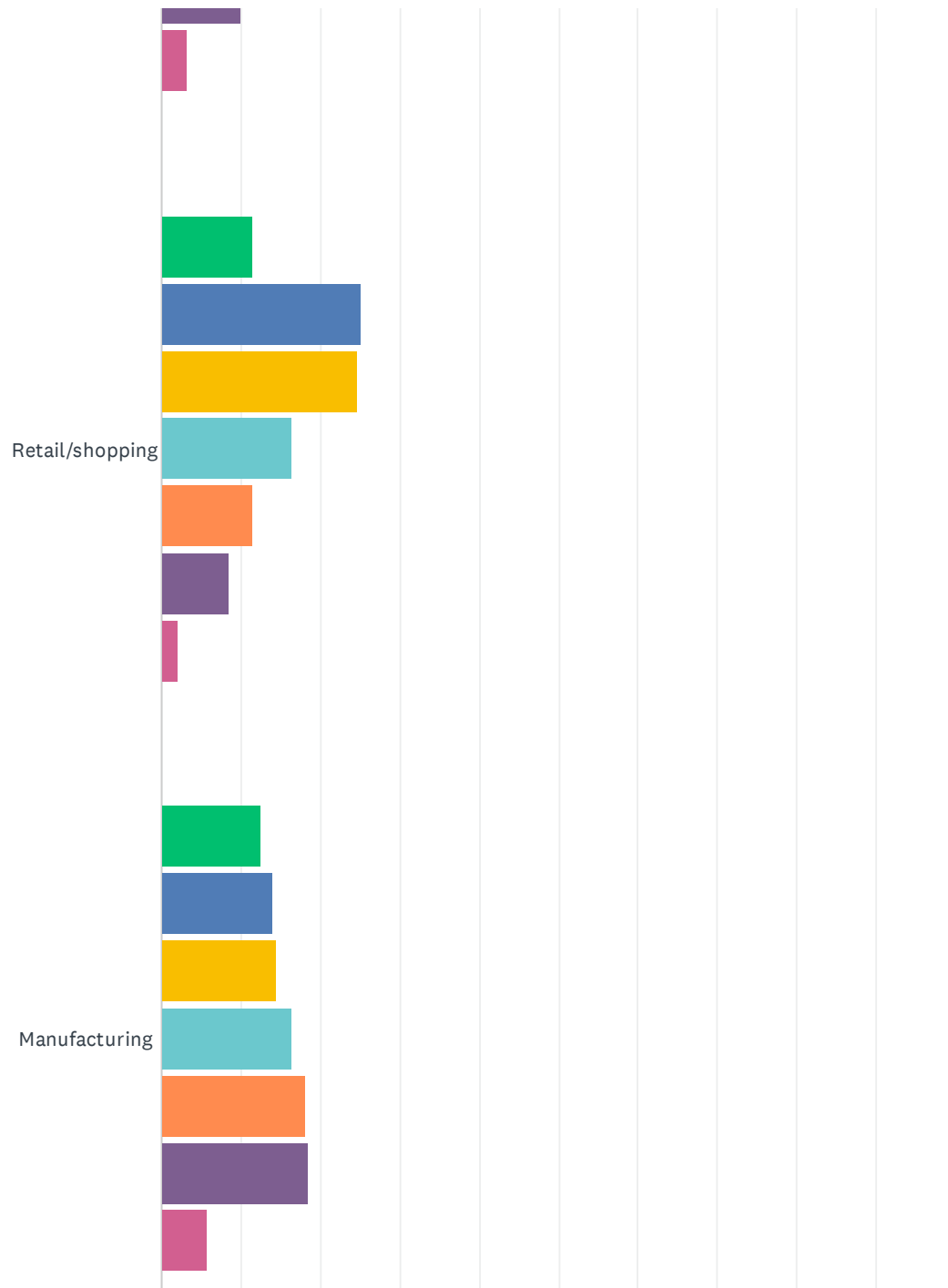
ANSWER CHOICES	RESPONSES	
No opinion	1.88%	16
Extremely important	30.83%	263
Very important	38.10%	325
Somewhat important	24.85%	212
Not so important	2.81%	24
Not at all important	1.52%	13
TOTAL		853

Q14 Rank the types of businesses you would like to see more of in Wells County from most wanted to least. (1 most wanted - 7 least wanted)

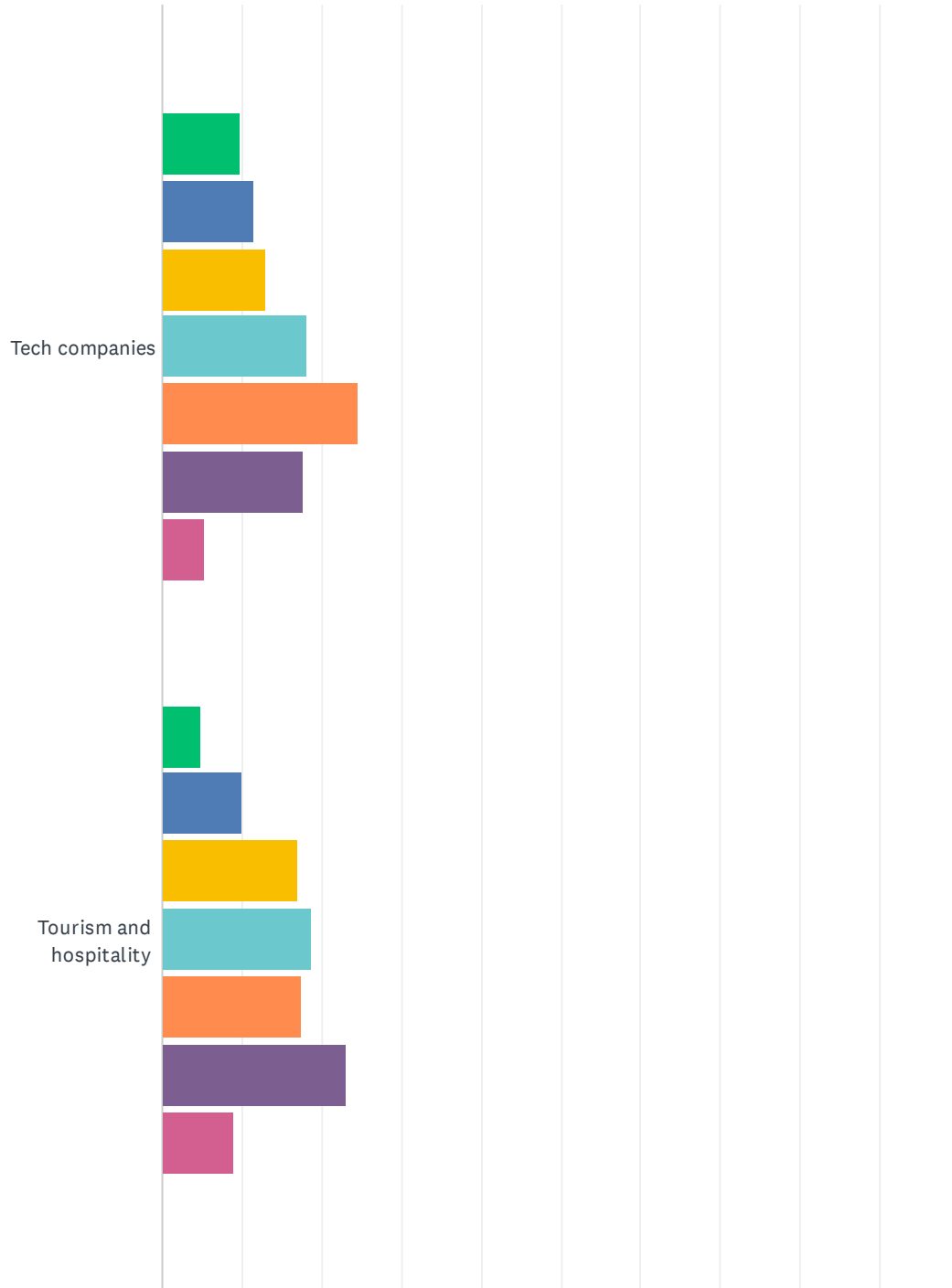
Answered: 853 Skipped: 386



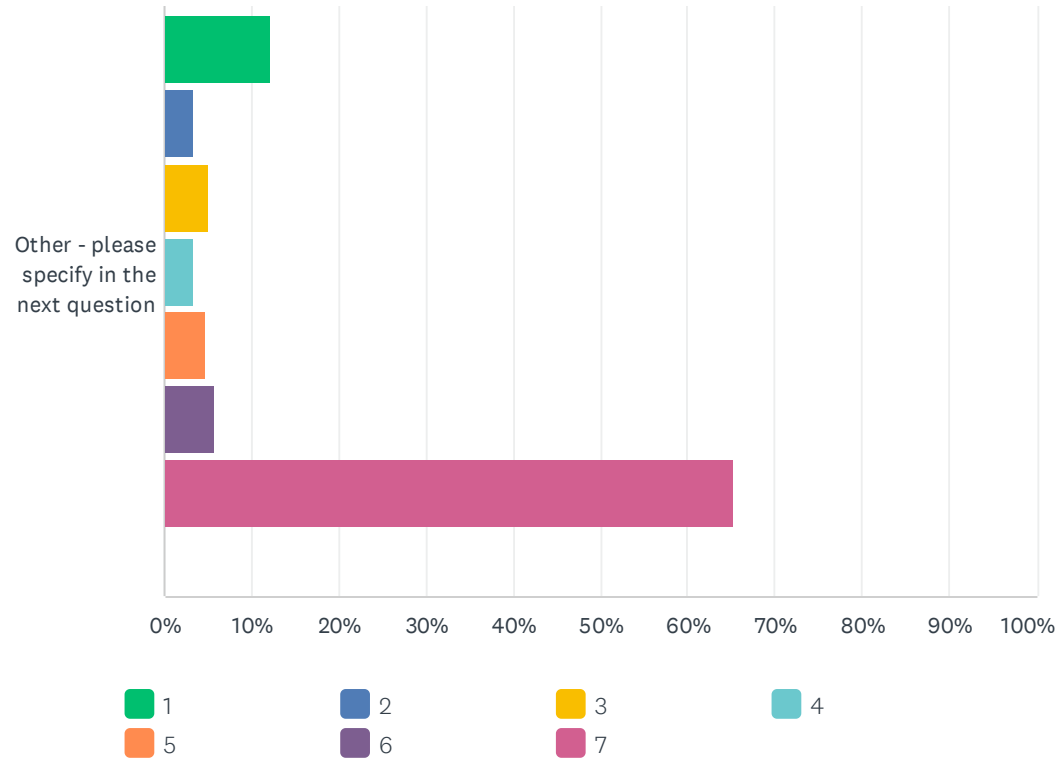
Wells County Master Plan Survey



Wells County Master Plan Survey



Wells County Master Plan Survey



Wells County Master Plan Survey

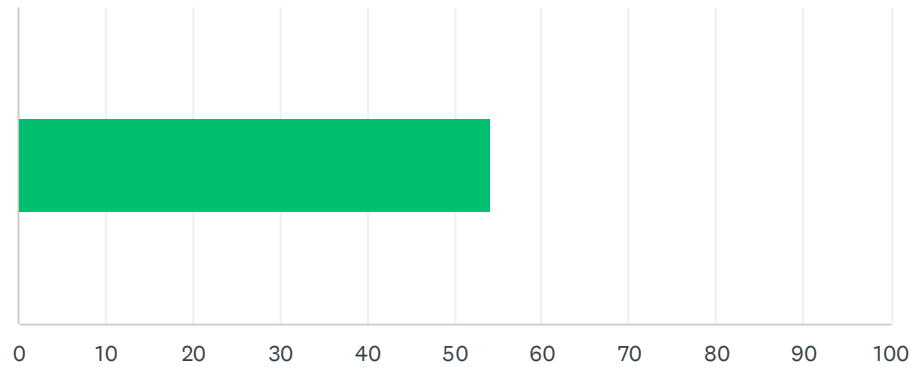
	1	2	3	4	5	6	7	TOTAL	WEIGHTED AVERAGE
Restaurants/dining	39.19% 299	21.10% 161	14.29% 109	10.22% 78	8.13% 62	3.80% 29	3.28% 25	763	5.48
Healthcare services	20.53% 156	19.74% 150	17.11% 130	17.76% 135	11.71% 89	10.00% 76	3.16% 24	760	4.77
Retail/shopping	11.51% 86	25.17% 188	24.77% 185	16.47% 123	11.51% 86	8.43% 63	2.14% 16	747	4.75
Manufacturing	12.52% 91	14.03% 102	14.58% 106	16.37% 119	18.16% 132	18.57% 135	5.78% 42	727	4.08
Tech companies	9.78% 68	11.51% 80	13.09% 91	18.13% 126	24.46% 170	17.70% 123	5.32% 37	695	3.90
Tourism and hospitality	4.99% 35	9.99% 70	16.98% 119	18.69% 131	17.40% 122	22.97% 161	8.99% 63	701	3.62
Other - please specify in the next question	12.24% 36	3.40% 10	5.10% 15	3.40% 10	4.76% 14	5.78% 17	65.31% 192	294	2.36

Q15 What is the "other" type of businesses Wells County should focus on? If you believe there is one.

Answered: 134 Skipped: 1,105

Q16 How would you rate the current transportation infrastructure (roads, bridges, sidewalks, etc.) in Wells County?

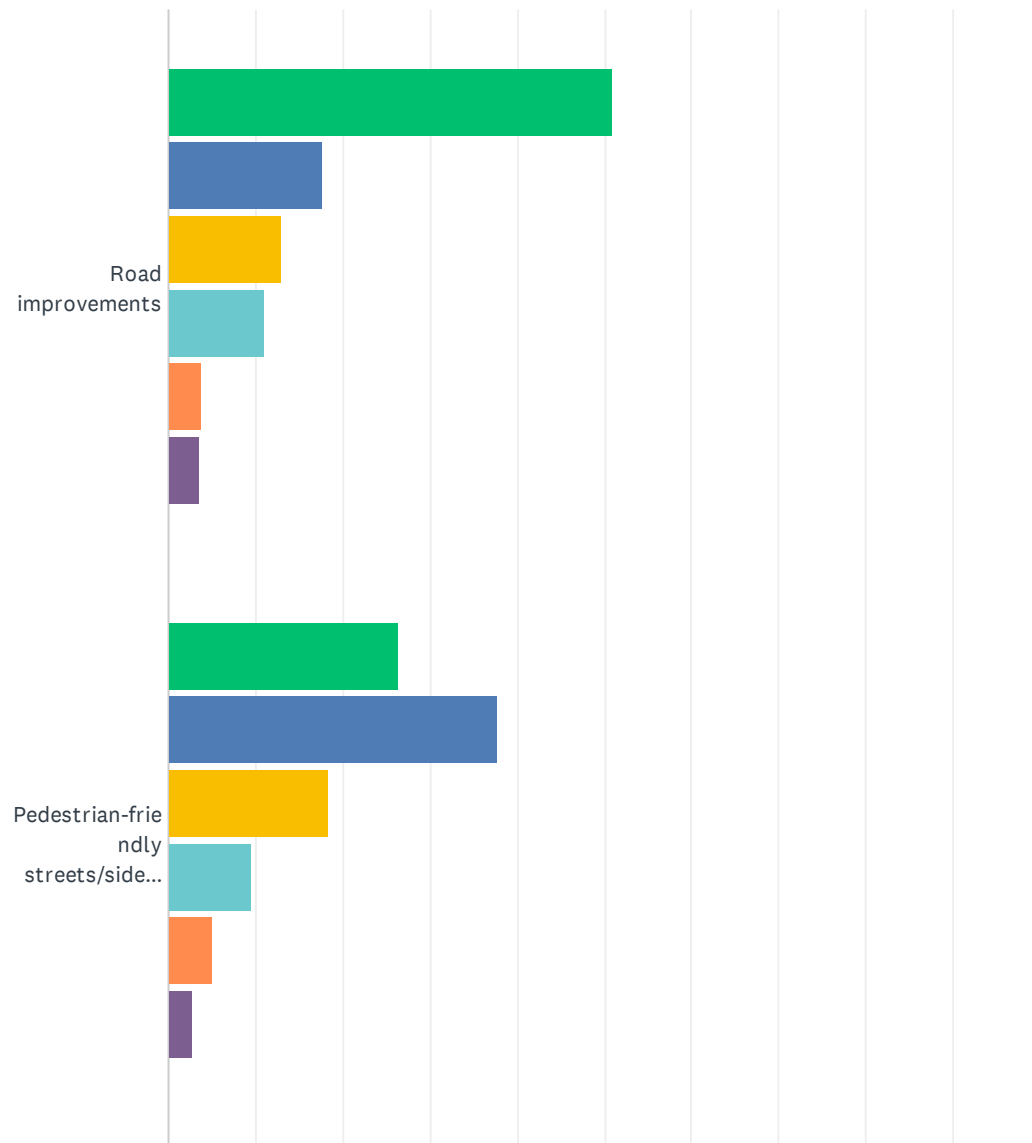
Answered: 833 Skipped: 406



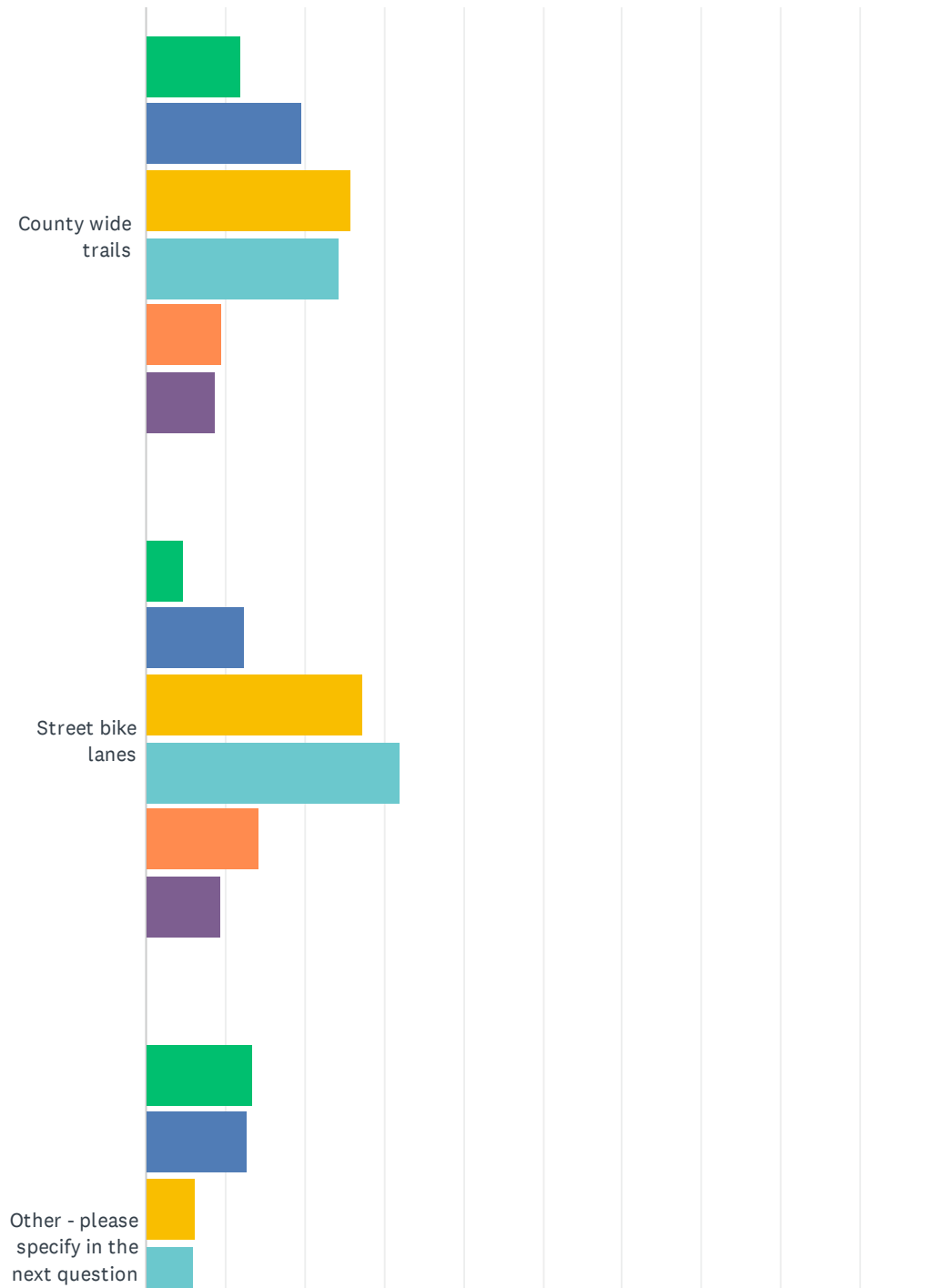
ANSWER CHOICES	AVERAGE NUMBER	TOTAL NUMBER	RESPONSES
	54	45,167	833
Total Respondents: 833			

Q17 Rank the transportation improvements you would like to see from most wanted to least. (1 most wanted - 6 least wanted)

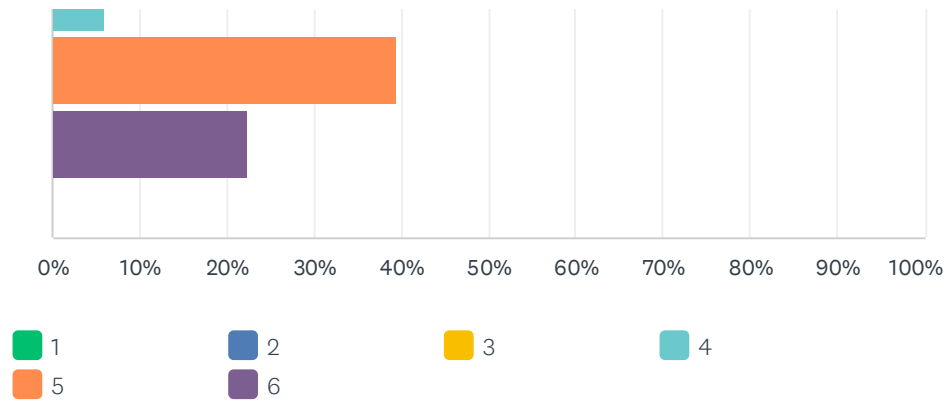
Answered: 833 Skipped: 406



Wells County Master Plan Survey



Wells County Master Plan Survey



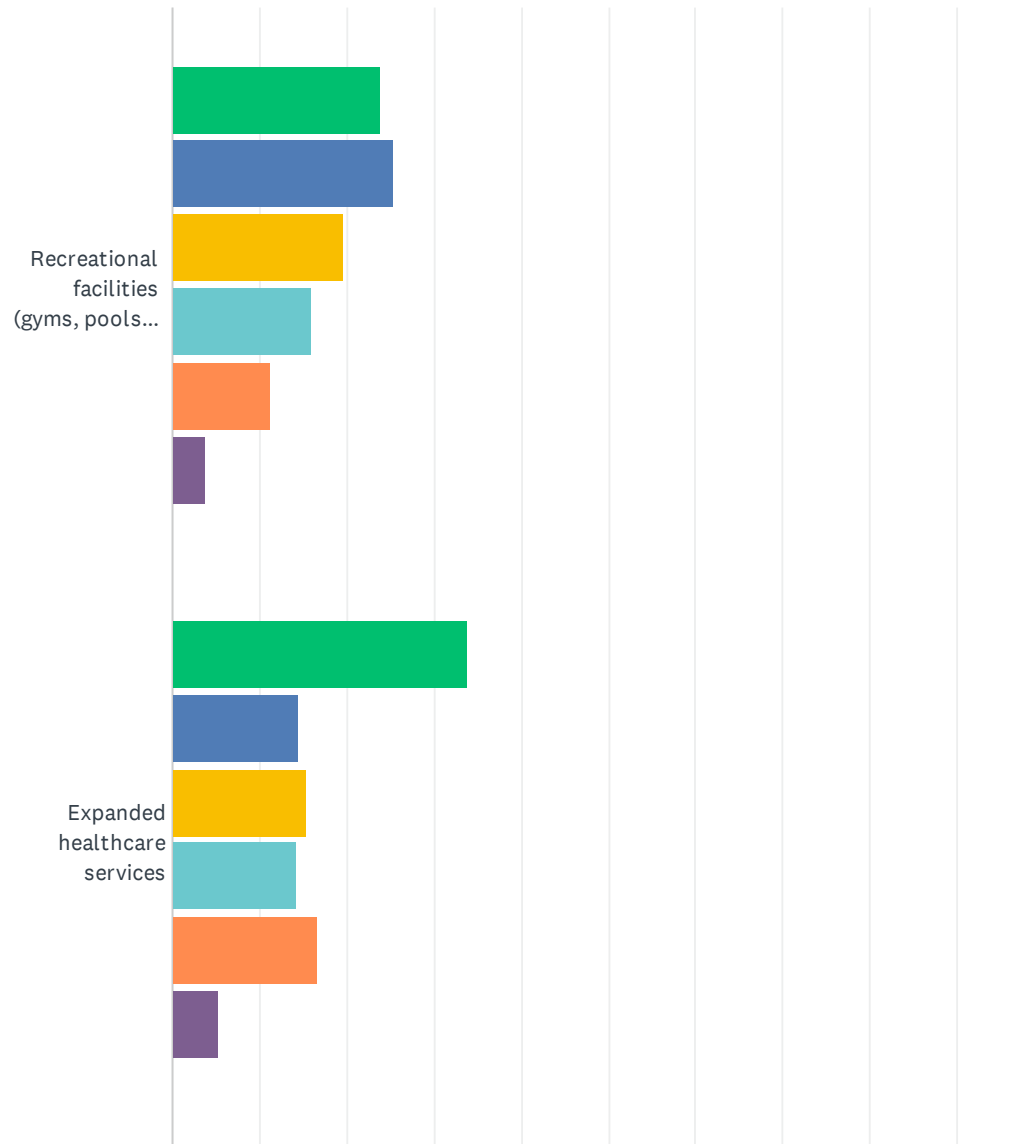
	1	2	3	4	5	6	TOTAL	WEIGHTED AVERAGE
Road improvements	50.88% 403	17.68% 140	13.01% 103	11.11% 88	3.79% 30	3.54% 28	792	4.90
Pedestrian-friendly streets/sidewalks	26.43% 194	37.74% 277	18.39% 135	9.54% 70	5.04% 37	2.86% 21	734	4.62
County wide trails	12.02% 85	19.52% 138	25.74% 182	24.33% 172	9.62% 68	8.77% 62	707	3.74
Street bike lanes	4.60% 32	12.37% 86	27.34% 190	31.94% 222	14.39% 100	9.35% 65	695	3.33
Other - please specify in the next question	13.44% 41	12.79% 39	6.23% 19	5.90% 18	39.34% 120	22.30% 68	305	2.88

Q18 What is the "other" type of infrastucture Wells County should focus on? If you believe there is one.

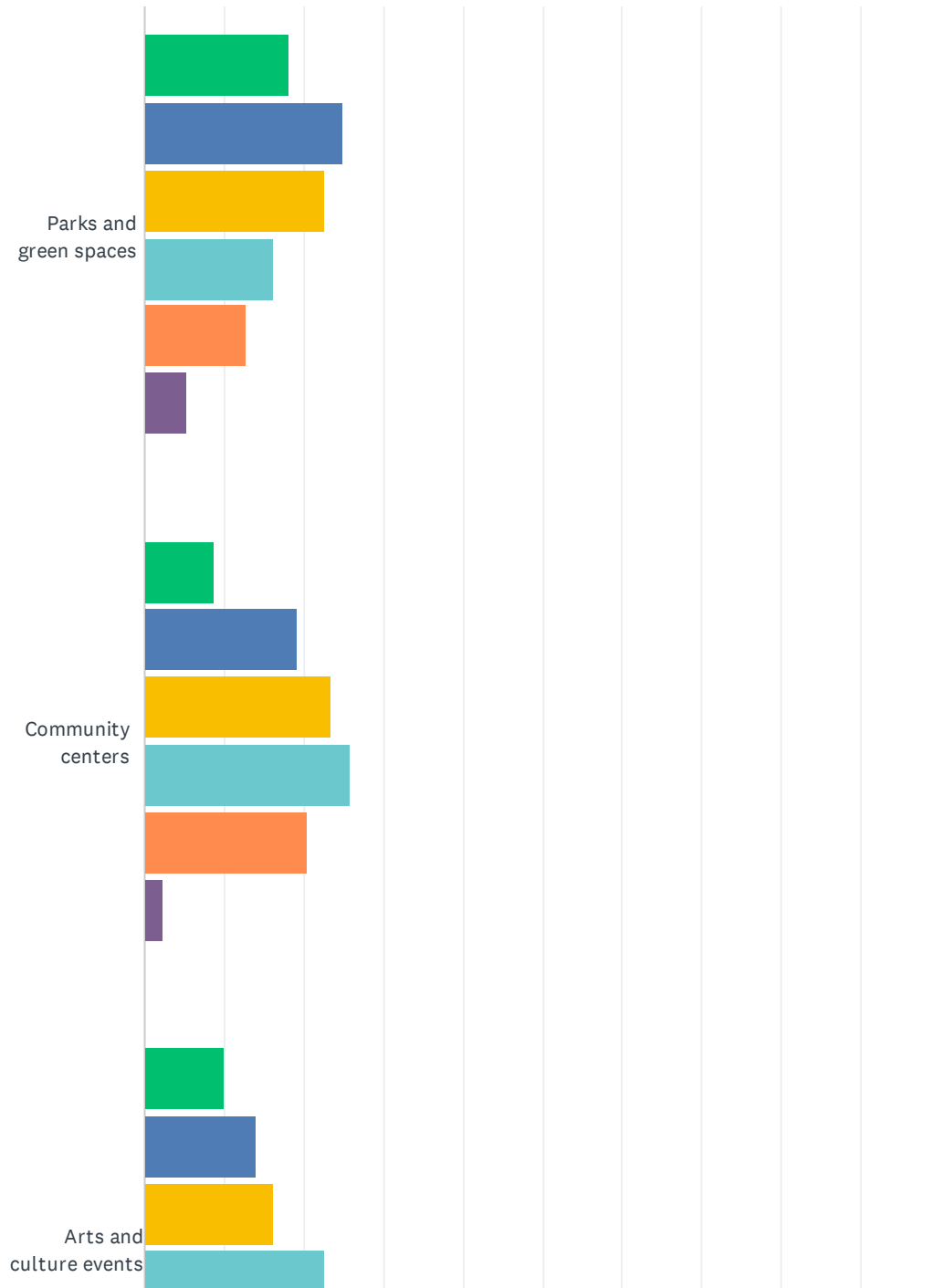
Answered: 163 Skipped: 1,076

Q19 Rank the types of amenities and services that would most improve the quality of life in Wells County from best to worst. (1 best - 6 worst)

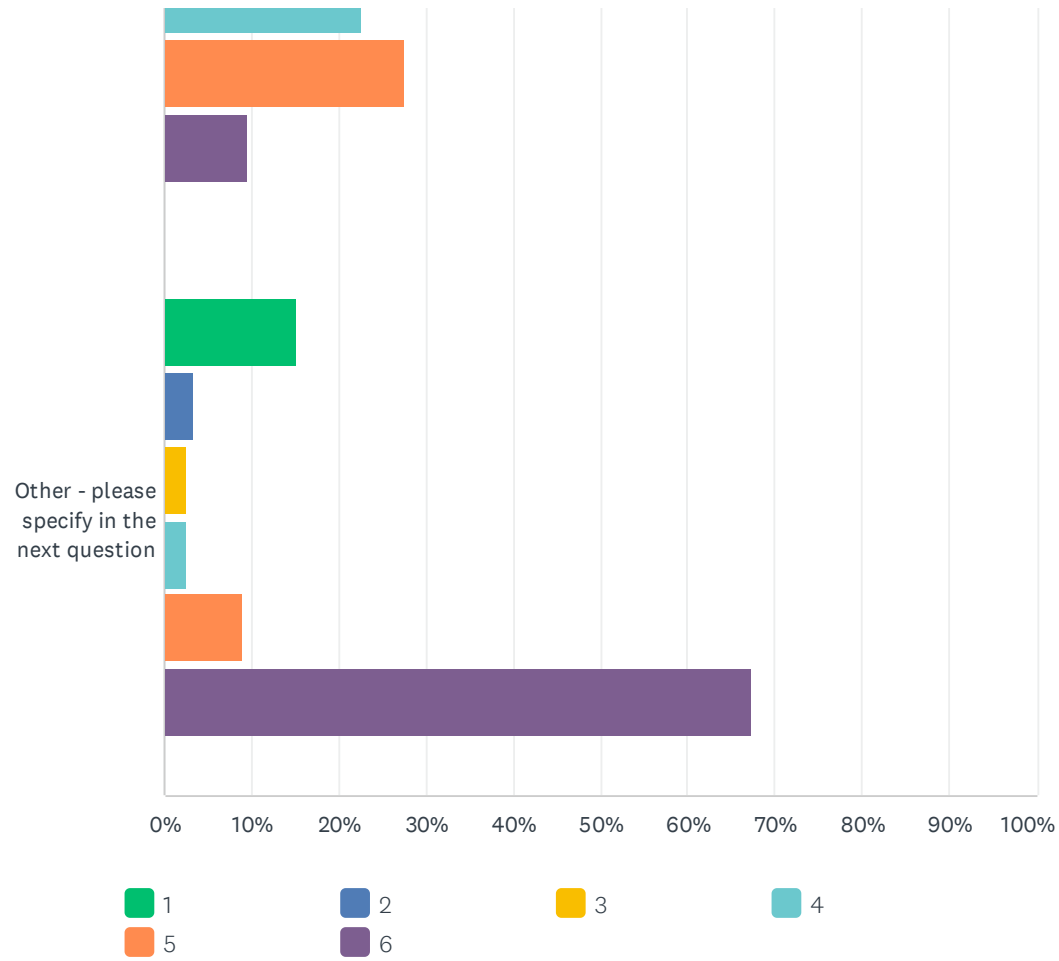
Answered: 812 Skipped: 427



Wells County Master Plan Survey



Wells County Master Plan Survey



Wells County Master Plan Survey

	1	2	3	4	5	6	TOTAL	WEIGHTED AVERAGE
Recreational facilities (gyms, pools, etc.)	23.78% 171	25.45% 183	19.61% 141	15.99% 115	11.40% 82	3.76% 27	719	4.23
Expanded healthcare services	33.92% 249	14.58% 107	15.26% 112	14.31% 105	16.62% 122	5.31% 39	734	4.19
Parks and green spaces	18.08% 130	25.03% 180	22.67% 163	16.13% 116	12.80% 92	5.29% 38	719	4.04
Community centers	8.76% 61	19.25% 134	23.42% 163	25.72% 179	20.40% 142	2.44% 17	696	3.63
Arts and culture events	10.07% 71	14.04% 99	16.17% 114	22.55% 159	27.52% 194	9.65% 68	705	3.28
Other - please specify in the next question	15.04% 40	3.38% 9	2.63% 7	2.63% 7	9.02% 24	67.29% 179	266	2.11

Q20 What is the "other" type of amenities/services Wells County should focus on? If you believe there is one.

Answered: 109 Skipped: 1,130

Q21 Do you have additional feedback or comments about the future of development in Wells County?

Answered: 232 Skipped: 1,007